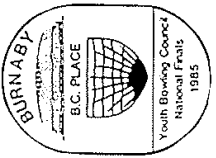
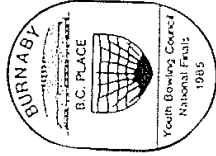
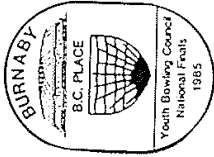


BANTAM GIRLS SINGLES

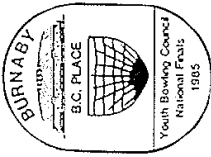


SHEET	POINT SUMMARY										PTS	
	B.C.	ALTA.	SASK.	MAN.	N.ONT.	S.ONT.	QUE.	N.B.	N.S.	P.E.I.		
1	1	1	1	1	1	1	1	1	1	1	1	1
2	1	0	1	1	2	2	2	2	2	2	2	2
TOTAL	2	1	2	2	2	2	2	2	2	2	2	2
3	2	1	1	2	2	2	2	2	2	2	2	2
4	3	2	3	4	4	5	3	4	3	4	2	3
TOTAL	5	3	4	5	7	7	4	5	3	7	3	4
5	1	1	1	1	1	1	1	1	1	1	1	1
TOTAL	1	1	1	1	1	1	1	1	1	1	1	1
6	2	1	1	1	1	1	1	1	1	1	1	1
TOTAL	2	1	1	1	1	1	1	1	1	1	1	1
7	1	1	1	1	1	1	1	1	1	1	1	1
TOTAL	1	1	1	1	1	1	1	1	1	1	1	1
8	1	1	1	1	1	1	1	1	1	1	1	1
TOTAL	1	1	1	1	1	1	1	1	1	1	1	1
9	1	1	1	1	1	1	1	1	1	1	1	1
TOTAL	1	1	1	1	1	1	1	1	1	1	1	1
10	1	1	1	1	1	1	1	1	1	1	1	1
TOTAL	1	1	1	1	1	1	1	1	1	1	1	1
11	1	1	1	1	1	1	1	1	1	1	1	1
TOTAL	1	1	1	1	1	1	1	1	1	1	1	1
12	1	1	1	1	1	1	1	1	1	1	1	1
TOTAL	1	1	1	1	1	1	1	1	1	1	1	1
TIES												
HEADS												

MATCH		MATCH		MATCH		MATCH	
1	2	1	2	1	2	1	2
N. Ont. vs. Nfld.	153	165	148	144	150	244	0
Man. vs. P.E.I.	173	249	418	197	169	360	0
Alta. vs. N.S.	154	204	304	153	193	348	1
B.C. vs. N.B.	178	233	353	149	161	360	1
S. Ont. vs. Que.	172	268	329	160	126	281	0
Sask. vs. N.W.T.	152	193	345	198	162	366	1
P.E.I. vs. N.B.	129	165	258	142	123	365	1
N.S. vs. N. Ont.	131	162	284	136	159	345	1
Nfld. vs. S. Ont.	134	162	302	220	210	423	2
Man. vs. S. Ont.	141	152	393	148	163	312	1
Alta. vs. Sask.	126	133	342	158	197	355	0
Que. vs. B.C.	128	213	413	143	242	345	0
S. Ont. vs. B.C.	127	146	305	223	240	419	2
Alta. vs. N.W.T.	134	147	330	157	174	316	1
Que. vs. P.E.I.	120	147	330	149	171	266	1
Sask. vs. N. Ont.	123	153	295	143	150	313	1
Man. vs. N.B.	134	158	335	143	174	291	1
Nfld. vs. N.S.	129	142	341	217	174	291	1
Sask. vs. N.S.	136	179	269	199	181	313	2
Que. vs. N.B.	129	189	331	141	146	409	1
Man. vs. B.C.	117	145	310	103	140	413	1
Alta. vs. Nfld.	140	167	346	117	130	321	1
N. Ont. vs. N.W.T.	141	161	349	118	118	346	1
P.E.I. vs. S. Ont.	137	171	325	116	142	328	1
Que. vs. Man.	122	148	327	173	163	326	1
S. Ont. vs. Sask.	143	177	334	120	126	336	1
N.W.T. vs. N.B.	143	177	334	216	210	391	2
P.E.I. vs. B.C.	128	157	325	147	140	288	1
N. Ont. vs. Alta.	144	173	325	142	140	282	0
N. Ont. vs. Alta.	144	173	325	142	140	282	0
N.S. vs. N. Ont.	122	140	322	125	159	322	2
N.W.T. vs. B.C.	122	140	322	125	159	322	2
Sask. vs. Que.	122	140	322	125	159	322	2
P.E.I. vs. Alta.	122	140	322	125	159	322	2
Nfld. vs. Man.	122	140	322	125	159	322	2
N.B. vs. N. Ont.	122	140	322	125	159	322	2
N.S. vs. N. Ont.	122	140	322	125	159	322	2
N.W.T. vs. B.C.	122	140	322	125	159	322	2
Sask. vs. Que.	122	140	322	125	159	322	2
P.E.I. vs. Alta.	122	140	322	125	159	322	2
Nfld. vs. Man.	122	140	322	125	159	322	2
N.B. vs. N. Ont.	122	140	322	125	159	322	2
N.S. vs. N. Ont.	122	140	322	125	159	322	2
N.W.T. vs. B.C.	122	140	322	125	159	322	2
Sask. vs. Que.	122	140	322	125	159	322	2
P.E.I. vs. Alta.	122	140	322	125	159	322	2
Nfld. vs. Man.	122	140	322	125	159	322	2
N.B. vs. N. Ont.	122	140	322	125	159	322	2
N.S. vs. N. Ont.	122	140	322	125	159	322	2
N.W.T. vs. B.C.	122	140	322	125	159	322	2
Sask. vs. Que.	122	140	322	125	159	322	2
P.E.I. vs. Alta.	122	140	322	125	159	322	2
Nfld. vs. Man.	122	140	322	125	159	322	2
N.B. vs. N. Ont.	122	140	322	125	159	322	2
N.S. vs. N. Ont.	122	140	322	125	159	322	2
N.W.T. vs. B.C.	122	140	322	125	159	322	2
Sask. vs. Que.	122	140	322	125	159	322	2
P.E.I. vs. Alta.	122	140	322	125	159	322	2
Nfld. vs. Man.	122	140	322	125	159	322	2
N.B. vs. N. Ont.	122	140	322	125	159	322	2
N.S. vs. N. Ont.	122	140	322	125	159	322	2
N.W.T. vs. B.C.	122	140	322	125	159	322	2
Sask. vs. Que.	122	140	322	125	159	322	2
P.E.I. vs. Alta.	122	140	322	125	159	322	2
Nfld. vs. Man.	122	140	322	125	159	322	2
N.B. vs. N. Ont.	122	140	322	125	159	322	2
N.S. vs. N. Ont.	122	140	322	125	159	322	2
N.W.T. vs. B.C.	122	140	322	125	159	322	2
Sask. vs. Que.	122	140	322	125	159	322	2
P.E.I. vs. Alta.	122	140	322	125	159	322	2
Nfld. vs. Man.	122	140	322	125	159	322	2
N.B. vs. N. Ont.	122	140	322	125	159	322	2
N.S. vs. N. Ont.	122	140	322	125	159	322	2
N.W.T. vs. B.C.	122	140	322	125	159	322	2
Sask. vs. Que.	122	140	322	125	159	322	2
P.E.I. vs. Alta.	122	140	322	125	159	322	2
Nfld. vs. Man.	122	140	322	125	159	322	2
N.B. vs. N. Ont.	122	140	322	125	159	322	2
N.S. vs. N. Ont.	122	140	322	125	159	322	2
N.W.T. vs. B.C.	122	140	322	125	159	322	2
Sask. vs. Que.	122	140	322	125	159	322	2
P.E.I. vs. Alta.	122	140	322	125	159	322	2
Nfld. vs. Man.	122	140	322	125	159	322	2
N.B. vs. N. Ont.	122	140	322	125	159	322	2
N.S. vs. N. Ont.	122	140	322	125	159	322	2
N.W.T. vs. B.C.	122	140	322	125	159	322	2
Sask. vs. Que.	122	140	322	125	159	322	2
P.E.I. vs. Alta.	122	140	322	125	159	322	2
Nfld. vs. Man.	122	140	322	125	159	322	2
N.B. vs. N. Ont.	122	140	322	125	159	322	2
N.S. vs. N. Ont.	122	140	322	125	159	322	2
N.W.T. vs. B.C.	122	140	322	125	159	322	2
Sask. vs. Que.	122	140	322	125	159	322	2
P.E.I. vs. Alta.	122	140	322	125	159	322	2
Nfld. vs. Man.	122	140	322	125	159	322	2
N.B. vs. N. Ont.	122	140	322	125	159	322	2
N.S. vs. N. Ont.	122	140	322	125	159	322	2
N.W.T. vs. B.C.	122	140	322	125	159	322	2
Sask. vs. Que.	122	140	322	125	159	322	2
P.E.I. vs. Alta.	122	140	322	125	159	322	2
Nfld. vs. Man.	122	140	322	125	159	322	2
N.B. vs. N. Ont.	122	140	322	125	159	322	2
N.S. vs. N. Ont.	122	140	322	125	159	322	2
N.W.T. vs. B.C.	122	140	322	125	159	322	2
Sask. vs. Que.	122	140	322	125	159	322	2
P.E.I. vs. Alta.	122	140	322	125	159	322	2
Nfld. vs. Man.	122	140	322	125	159	322	2
N.B. vs. N. Ont.	122	140	322	125	159	322	2
N.S. vs. N. Ont.	122	140	322	125	159	322	2
N.W.T. vs. B.C.	122	140	322	125	159	322	2
Sask. vs. Que.	122	140	322	125	159	322	2
P.E.I. vs. Alta.	122	140	322	125	159	322	2
Nfld. vs. Man.	122	140	322	125	159	322	2
N.B. vs. N. Ont.	122	140	322	125	159	322	2
N.S. vs. N. Ont.	122	140	322	125	159	322	2
N.W.T. vs. B.C.	122	140	322	125	159	322	2
Sask. vs. Que.	122	140	322	125	159	322	2
P.E.I. vs. Alta.	122	140	322	125	159	322	2
Nfld. vs. Man.	122	140	322	125	159	322	2
N.B. vs. N. Ont.	122	140	322				



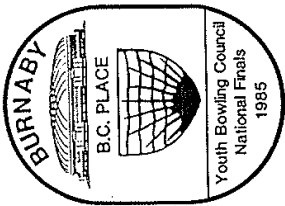
JUNIOR BOYS SINGLES



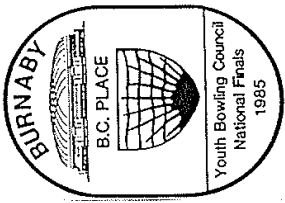
1	2	3	4	5	6	PTS
251	230	214	202	185	0	0
248	232	217	207	189	0	0
242	231	211	201	184	0	0
240	228	208	198	182	0	0
235	222	202	192	176	0	0
231	218	198	188	172	0	0
228	214	194	184	168	0	0
224	210	190	180	164	0	0
220	206	186	176	160	0	0
216	202	182	172	156	0	0
212	198	178	168	152	0	0
208	194	174	164	148	0	0
204	190	170	160	144	0	0
200	186	166	156	140	0	0
196	182	162	152	136	0	0
192	178	158	148	132	0	0
188	174	154	144	128	0	0
184	170	150	140	124	0	0
180	166	146	136	120	0	0
176	162	142	132	116	0	0
172	158	138	128	112	0	0
168	154	134	124	108	0	0
164	150	130	120	104	0	0
160	146	126	116	100	0	0
156	142	122	112	96	0	0
152	138	118	108	92	0	0
148	134	114	104	88	0	0
144	130	110	100	84	0	0
140	126	106	96	80	0	0
136	122	102	92	76	0	0
132	118	98	88	72	0	0
128	114	94	84	68	0	0
124	110	90	80	64	0	0
120	106	86	76	60	0	0
116	102	82	72	56	0	0
112	98	78	68	52	0	0
108	94	74	64	48	0	0
104	90	70	60	44	0	0
100	86	66	56	40	0	0
96	82	62	52	36	0	0
92	78	58	48	32	0	0
88	74	54	44	28	0	0
84	70	50	40	24	0	0
80	66	46	36	20	0	0
76	62	42	32	16	0	0
72	58	38	28	12	0	0
68	54	34	24	8	0	0
64	50	30	20	4	0	0
60	46	26	16	0	0	0
56	42	22	12	0	0	0
52	38	18	8	0	0	0
48	34	14	4	0	0	0
44	30	10	0	0	0	0
40	26	6	0	0	0	0
36	22	2	0	0	0	0
32	18	0	0	0	0	0
28	14	0	0	0	0	0
24	10	0	0	0	0	0
20	6	0	0	0	0	0
16	2	0	0	0	0	0
12	0	0	0	0	0	0
8	0	0	0	0	0	0
4	0	0	0	0	0	0
0	0	0	0	0	0	0

1	2	3	4	5	6	PTS
225	204	188	176	165	0	0
222	201	185	173	162	0	0
219	198	182	170	159	0	0
216	195	179	167	156	0	0
213	192	176	164	153	0	0
210	189	173	161	150	0	0
207	186	170	158	147	0	0
204	183	167	155	144	0	0
201	180	164	152	141	0	0
198	177	161	149	138	0	0
195	174	158	146	135	0	0
192	171	155	143	132	0	0
189	168	152	140	129	0	0
186	165	149	137	126	0	0
183	162	146	134	123	0	0
180	159	143	131	120	0	0
177	156	140	128	117	0	0
174	153	137	125	114	0	0
171	150	134	122	111	0	0
168	147	131	119	108	0	0
165	144	128	116	105	0	0
162	141	125	113	102	0	0
159	138	122	110	99	0	0
156	135	119	107	96	0	0
153	132	116	104	93	0	0
150	129	113	101	90	0	0
147	126	110	98	87	0	0
144	123	107	95	84	0	0
141	120	104	92	81	0	0
138	117	101	89	78	0	0
135	114	98	86	75	0	0
132	111	95	83	72	0	0
129	108	92	80	69	0	0
126	105	89	77	66	0	0
123	102	86	74	63	0	0
120	99	83	71	60	0	0
117	96	80	68	57	0	0
114	93	77	65	54	0	0
111	90	74	62	51	0	0
108	87	71	59	48	0	0
105	84	68	56	45	0	0
102	81	65	53	42	0	0
99	78	62	50	39	0	0
96	75	59	47	36	0	0
93	72	56	44	33	0	0
90	69	53	41	30	0	0
87	66	50	38	27	0	0
84	63	47	35	24	0	0
81	60	44	32	21	0	0
78	57	41	29	18	0	0
75	54	38	26	15	0	0
72	51	35	23	12	0	0
69	48	32	20	9	0	0
66	45	29	17	6	0	0
63	42	26	14	3	0	0
60	39	23	11	0	0	0
57	36	20	8	0	0	0
54	33	17	5	0	0	0
51	30	14	2	0	0	0
48	27	11	0	0	0	0
45	24	8	0	0	0	0
42	21	5	0	0	0	0
39	18	2	0	0	0	0
36	15	0	0	0	0	0
33	12	0	0	0	0	0
30	9	0	0	0	0	0
27	6	0	0	0	0	0
24	3	0	0	0	0	0
21	0	0	0	0	0	0
18	0	0	0	0	0	0
15	0	0	0	0	0	0
12	0	0	0	0	0	0
9	0	0	0	0	0	0
6	0	0	0	0	0	0
3	0	0	0	0	0	0
0	0	0	0	0	0	0

1	2	3	4	5	6	PTS
230	209	193	181	170	0	0
227	206	190	178	167	0	0
224	203	187	175	164	0	0
221	200	184	172	161	0	0
218	197	181	169	158	0	0
215	194	178	166	155	0	0
212	191	175	163	152	0	0
209	188	172	160	149	0	0
206	185	169	157	146	0	0
203	182	166	154	143	0	0
200	179	163	151	140	0	0
197	176	160	148	137	0	0
194	173	157	145	134	0	0
191	170	154	142	131	0	0
188	167	151	139	128	0	0
185	164	148	136	125	0	0
182	161	145	133	122	0	0
179	158	142	130	119	0	0
176	155	139	127	116	0	0
173	152	136	124	113	0	0
170	149	133	121	110	0	0
167	146	130	118	107	0	0
164	143	127	115	104	0	0
161	140	124	112	101	0	0
158	137	121	109	98	0	0
155	134	118	106	95	0	0
152	131	115	103	92	0	0
149	128	112	100	89	0	0
146	125	109	97	86	0	0
143	122	106	94	83	0	0
140	119	103	91	80	0	0
137	116	100	88	77	0	0
134	113	97	85	74	0	0
131	110	94	82	71	0	0
128	107	91	79	68	0	0
125	104	88	76	65	0	0
122	101	85	73	62	0	0
119	98	82	70	59	0	0
116	95	79	67	56	0	0
113	92	76	64	53	0	0
110	89	73	61	50	0	0
107	86	70	58	47	0	0
104	83	67	55	44	0	0
101	80	64	52	41	0	0
98	77	61	49	38	0	0
95	74	58	46	35	0	0
92	71	55	43	32	0	0
89	68	52	40	29	0	0
86	65	49	37	26	0	0
83	62	46	34			



BANTAM BOYS TEAMS



POINT SUMMARY

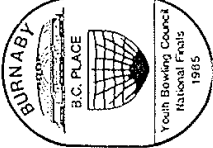
SHIFT	B.C.	ALTA.	SASK.	MAN.	N.ONT.	S.ONT.	NFLD.
1	0	BYE	2	1	3	2	1
2	2	0	3	BYE	0	3	1
TOTAL	2	0	5	1	3	5	2
3	2	1	2	1	BYE	2	1
TOTAL	4	1	7	2	3	7	3
4	2	1	2	1	1	2	BYE
TOTAL	6	2	9	3	4	9	3
5	1/2	1	BYE	1	2	2 1/2	2
TOTAL	6 1/2	3	9	4	6	11 1/2	5
6	1	1	2	2	3	BYE	0
TOTAL	7 1/2	4	11	6	9	11 1/2	5
7	BYE	0	1	0	3	2	3
TOTAL	7 1/2	4	12	6	12	13 1/2	8
TIES			T 228		T 227		
MEDALS			510cc		Bow 25 Gold		

BANTAM BOYS TEAMS
 BRITISH COLUMBIA
 --Post Moody
 --Jeremy Michaluk
 --Shawn Maki
 --Shawn Kennedy
 --Jim Sumner
 ALBERTA
 --Bruce Catterall
 KENTON
 --Roland Gritsch
 --Randy Koehle
 --Shawn Maki
 --Shawn Kennedy
 --Jason Yea
 MANITOBA
 --Darrin Prusa
 --Adam Gudofsky
 --Ronald Duguay
 --Trevor Desrosiers
 --Guy Babe
 SOUTHERN ONTARIO
 --Guy Babe
 NEWFOUNDLAND
 --John
 ST. JOHN'S
 --Shawn Maloney
 --Teddy Murphy
 --Kevin Bronnan
 --Shawn Kennedy
 --Bob Steek

12-6
 Coach
 Ricki
 LaFontaine

12-6
 Coach
 Ed
 Demkow

12-6
 Coach
 EVA KUSHNER



1	2	3	Total	Pts.
206	210	232	2404	0
270	281	253	2264	1
234	270	242	2472	1
ALTA.....BYE				
810	822	788	2420	0
777	715	853	2345	1
859	826	823	2508	3
MAN.....BYE				
699	822	870	2392	1
825	809	852	2546	2
708	814	790	2312	1
N.ONT.....BYE				
732	834	789	2355	1
861	773	845	2479	2
833	816	911	2560	2
NFLD.....BYE				
783	800	767	2350	1
824	737	800	2361	2
761	845	836	2442	2
SASK.....BYE				
715	841	899	2455	3
808	812	743	2363	1
824	818	870	2512	2
S.ONT.....BYE				
923	843	845	2611	2
826	866	767	2459	3
719	722	671	2112	0
B.C.....BYE				

