


BANTAM BOYS SINGLES



SHIRT	B.C.	ALTA.	SASK.	MAN.	P.O.I.A.I.				N.B.	N.K.T.	P.E.I.
					SASK.	MAN.	SASK.	MAN.			
1	1	1	1	1	1/2	1	1	1	2	2	2
2	0	2	2	1	1	0	2	2	2	2	0
TOTAL	1	3	3	2	1 1/2	1 1/2	3	3	4	4	2
3	0	2	1	2	2 1/2	2 1/2	3	3	6	6	2
TOTAL	1	4	4	4	2 1/2	2 1/2	3	3	6	6	2
4	1	1	1	2	0	1	0	0	1	1	2
TOTAL	2	2	2	6	3/4	4 1/2	3	3	6	6	4
5	1	0	0	2	1	2	1	1	0	1	1
TOTAL	3	0	0	8	4 1/2	6 1/2	4	4	7	7	5
6	1	1	0	2	1	2	0	1	0	1	1
TOTAL	4	2	0	6	5 1/2	8 1/2	4	4	7	7	6
7	2	1	1	1	1	2	1	0	1	1	1
TOTAL	6	2	2	11	6 1/2	10 1/2	5	5	7	7	7
8	1	0	2	2	1	1	1	1	0	1	2
TOTAL	7	0	4	12	7 1/2	11 1/2	6	6	9	9	9
9	1	2	2	1	0	1	1	1	0	1	1
TOTAL	8	4	4	13	7 1/2	12 1/2	7	7	10	10	10
10	2	0	1 1/2	0	1	2 1/2	2	2	0	2	1
TOTAL	10	0	1 1/2	13	2 1/2	7 1/2	9	9	6	6	11
11	1 1/2	2	2	2	0	1	0	0	1	2	5
TOTAL	16 1/2	2	3 1/2	15	2 1/2	14 1/2	9	9	7	12 1/2	17 1/2
TEES											
MEDALS											

SHIRT	PROV.	OPP. PROV.	1	2	3	4	5	6	7	8	9	10	11	12
1	B.C.	N.ONT.	145	240	325	412	507	602	697	792	887	982	1077	1172
2	ALTA.	MAN.	165	250	335	420	505	590	675	760	845	930	1015	1100
TOTAL			310	490	660	830	1000	1170	1340	1510	1680	1850	2020	2190
3	B.C.	S.ONT.	175	260	345	430	515	600	685	770	855	940	1025	1110
4	ALTA.	MAN.	195	280	365	450	535	620	705	790	875	960	1045	1130
TOTAL			370	540	710	880	1050	1220	1390	1560	1730	1900	2070	2240
5	B.C.	N.ONT.	205	290	375	460	545	630	715	800	885	970	1055	1140
6	ALTA.	MAN.	225	310	395	480	565	650	735	820	905	990	1075	1160
TOTAL			430	600	770	940	1110	1280	1450	1620	1790	1960	2130	2300
7	B.C.	N.ONT.	215	300	385	470	555	640	725	810	895	980	1065	1150
8	ALTA.	MAN.	235	320	405	490	575	660	745	830	915	1000	1085	1170
TOTAL			450	620	790	960	1130	1300	1470	1640	1810	1980	2150	2320
9	B.C.	N.ONT.	245	330	415	500	585	670	755	840	925	1010	1095	1180
10	ALTA.	MAN.	265	350	435	520	605	690	775	860	945	1030	1115	1200
TOTAL			510	680	850	1020	1190	1360	1530	1700	1870	2040	2210	2380
11	B.C.	N.ONT.	255	340	425	510	595	680	765	850	935	1020	1105	1190
12	ALTA.	MAN.	275	360	445	530	615	700	785	870	955	1040	1125	1210
TOTAL			530	700	870	1040	1210	1380	1550	1720	1890	2060	2230	2400

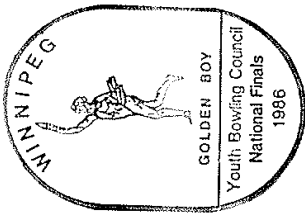
SHIRT	PROV.	OPP. PROV.	1	2	3	4	5	6	7	8	9	10	11	12
13	B.C.	N.ONT.	285	370	455	540	625	710	795	880	965	1050	1135	1220
14	ALTA.	MAN.	305	390	475	560	645	730	815	900	985	1070	1155	1240
TOTAL			590	760	930	1100	1270	1440	1610	1780	1950	2120	2290	2460
15	B.C.	N.ONT.	295	380	465	550	635	720	805	890	975	1060	1145	1230
16	ALTA.	MAN.	315	400	485	570	655	740	825	910	995	1080	1165	1250
TOTAL			610	780	950	1120	1290	1460	1630	1800	1970	2140	2310	2480
17	B.C.	N.ONT.	305	390	475	560	645	730	815	900	985	1070	1155	1240
18	ALTA.	MAN.	325	410	495	580	665	750	835	920	1005	1090	1175	1260
TOTAL			630	800	970	1140	1310	1480	1650	1820	1990	2160	2330	2500
19	B.C.	N.ONT.	315	400	485	570	655	740	825	910	995	1080	1165	1250
20	ALTA.	MAN.	335	420	505	590	675	760	845	930	1015	1100	1185	1270
TOTAL			650	820	990	1160	1330	1500	1670	1840	2010	2180	2350	2520

BANTAM BOYS SINGLES

- B.C.** Jim Dawson
ALTA. Tommy McCaffrey
SASK. Paul Storer
MAN. Lindsay Sharples
S.ONT. Brad Hodgins
B.C. Henry Stupar
ALTA. Ted Murphy
MAN. Richard Keuhon
S.ONT. En Roulant
N.B. CFB Gagetown Bowl, Oromocto
P.E.I. Jeffery Gallant
N.W.T. Jamie Hurely
 Stephen Mathison
- B.C.** Capri Sports Bowl, Kelowna
ALTA. Centennial Lanes, Calgary
SASK. Regina Bolodrome, Regina
MAN. Rossmore Lanes, Winnipeg
S.ONT. Mike's Midtown Bowl, Timmins
B.C. O'Connor Bowl, Toronto
ALTA. St. Pat's Lanes, St. John's
MAN. En Roulant
S.ONT. CFB Gagetown Bowl, Oromocto
N.B. Jeffery Gallant
P.E.I. Jamie Hurely
N.W.T. Stephen Mathison



BANTAM GIRLS SINGLES



SHEET	B.C.	ALTA.	SASK.	P.O.I.N.T.					S.E.	N.S.	N.W.T.	P.E.I.	T.T.
				MAN.	N.ONT.	S.ONT.	QUE.	W.					
1	0	2	1	1	1	1	1	1	1	1	1	1	1
2	2	0	0	1	1	2	0	2	0	0	2	2	2
TOTAL	2	2	1	2	2	3	1	3	1	1	3	3	3
3	1/2	1	1	0	0	2	0	1	1/2	2	2	2	2
TOTAL	3/2	3	2	0	0	4	0	3	1/2	4	4	4	4
4	1	2	1	1	1	0	1	2	0	1	2	1	1
TOTAL	4 1/2	5	3	2	2	2	2	2 1/2	2	2	4	7	7
5	1	2	0	0	1	2	1	1	1	0	1	2	2
TOTAL	5 1/2	7	3	1	3	4	3	3 1/2	3	0	2	9	9
6	1	1	1	1	1	2	1	1	1	0	1	1	1
TOTAL	6 1/2	8	4	4	4	4	4	4	4	0	2	10	10
7	0	2	2	1	1	1	1	1	1	2	0	1	1
TOTAL	6 1/2	10	6	5	5	5	5	5	5	2 1/2	2	11	11
8	1	1	1	1	1	0	1	1	1	2	1	1	1
TOTAL	7 1/2	11	7	6	5	11	6	10	8	4 1/2	2	11	11
9	1	1/2	1	2	1	1	1	1	1	1	1	1	1
TOTAL	3 1/2	2 1/2	2	2	6	12	7	11	8	5 1/2	2 1/2	12	12
10	0	1	2	2	0	1	1	1	1	0	2	1	1
TOTAL	0 1/2	2 1/2	4	4	6	13	8	12	9	5 1/2	4 1/2	13	13
11	2	2	1	2	2	1	2	1	2	1	0	2	2
TOTAL	6 1/2	15 1/2	11	12	6	14	9	12	10	5 1/2	4 1/2	13	13
TIES													
MEMORALS													

BANTAM GIRLS SINGLES


B.C. Shellmoot Lanes, Richmond
 Alta. Centennial Bowl, Calgary
 Sask. King George Bowl, Saskatoon
 Man. Thompson Lanes, Thompson
 N. Ont. Rendez-vous Lanes, Sturgeon Falls
 S. Ont. Kingsway Lanes, Welland
 P.E.I. Andrea Lane
 N.B. Rebecca Clermont
 N.S. Tanya Penny
 N.W.T. Kelly McMullin
 P.E.I. Miriam-Anne MacInnis
 N.W.T. Michel Haener

B.C. Lisa Cartier
 Alta. Jennifer Marshall
 Sask. Shannon Dowdall
 Man. Anne Bee
 N. Ont. Tracey Callaghan
 S. Ont. Paula Girling
 P.E.I. Andrea Lane
 N.B. Rebecca Clermont
 N.S. Tanya Penny
 N.W.T. Kelly McMullin
 P.E.I. Miriam-Anne MacInnis
 N.W.T. Michel Haener

1	2	3	4	5	6	7	8	9	10	11	12	13	14	15	16	17	18	19	20	21	22	23	24	25	26	27	28	29	30	31	32	33	34	35	36	37	38	39	40	41	42	43	44	45	46	47	48	49	50																									
124	127	128	129	130	131	132	133	134	135	136	137	138	139	140	141	142	143	144	145	146	147	148	149	150	151	152	153	154	155	156	157	158	159	160	161	162	163	164	165	166	167	168	169	170	171	172	173	174	175	176	177	178	179	180	181	182	183	184	185	186	187	188	189	190	191	192	193	194	195	196	197	198	199	200



JUNIOR BOYS SINGLES

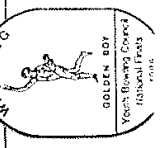


SHIFT	B.C.		ALTA.		SASK.		MAN.		N.O.N.T.		S.O.N.T.		M.B.		QUE.		N.E.B.		S.W.A.T.		P.E.I.	
	1	2	1	2	1	2	1	2	1	2	1	2	1	2	1	2	1	2	1	2	1	2
TOTAL	2	0	0	0	1	1	1	1	1	1	1	1	1	1	1	1	1	1	1	1	1	1
TOTAL	2	0	0	0	1	1	1	1	1	1	1	1	1	1	1	1	1	1	1	1	1	1
TOTAL	1	1	0	0	2	2	2	2	2	2	2	2	2	2	2	2	2	2	2	2	2	2
TOTAL	3	0	0	0	2	2	2	2	2	2	2	2	2	2	2	2	2	2	2	2	2	2
TOTAL	4	1	2	1	3	2	3	4	3	2	3	4	3	2	3	2	3	4	3	2	3	2
TOTAL	16	7	13	10	10	13	15	15	15	15	15	15	15	15	15	15	15	15	15	15	15	15
TOTAL	16	7	13	10	10	13	15	15	15	15	15	15	15	15	15	15	15	15	15	15	15	15
TOTAL	6/14																					

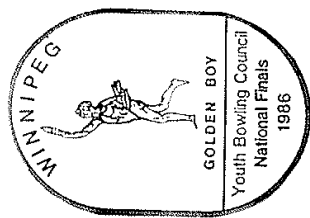
JUNIOR BOYS SINGLES

- Shane LeBage
- Scott Taylor
- Craig Snyder
- Wan Wai
- Rob Rusk
- Don Hall
- Robert Williams
- Mario Schryer
- Brant Amos
- Mike Murray
- Robbie Hood
- Steven Krushelniski
- Totem Lanes, Prince Rupert
- Capri Lanes, Lethbridge
- Prairie Lanes, Regina
- Village Inn Bowl, Winnipeg
- Playtime Lanes, Thunder Bay
- Queenway Bowl, Toronto
- St. Pat's Lanes, St. John's
- Capri Lanes, Galtland
- CFB Chatham Lanes, Chatham
- CFB Borden, Greenwood
- Babli's Recreation, Charlottetown
- Polar Bowl, Yellowknife

1	2	1	2	1	2	1	2	1	2	1	2	1	2	1	2	1	2	1	2	1	2	1	2
124	124	124	124	124	124	124	124	124	124	124	124	124	124	124	124	124	124	124	124	124	124	124	124
124	124	124	124	124	124	124	124	124	124	124	124	124	124	124	124	124	124	124	124	124	124	124	124
124	124	124	124	124	124	124	124	124	124	124	124	124	124	124	124	124	124	124	124	124	124	124	124
124	124	124	124	124	124	124	124	124	124	124	124	124	124	124	124	124	124	124	124	124	124	124	124
124	124	124	124	124	124	124	124	124	124	124	124	124	124	124	124	124	124	124	124	124	124	124	124
124	124	124	124	124	124	124	124	124	124	124	124	124	124	124	124	124	124	124	124	124	124	124	124
124	124	124	124	124	124	124	124	124	124	124	124	124	124	124	124	124	124	124	124	124	124	124	124
124	124	124	124	124	124	124	124	124	124	124	124	124	124	124	124	124	124	124	124	124	124	124	124
124	124	124	124	124	124	124	124	124	124	124	124	124	124	124	124	124	124	124	124	124	124	124	124



JUNIOR GIRLS SINGLES



SHEET	SUMMARY										
	B.C.	ALTA.	SASK.	MAN.	N.ONT.	S.ONT.	QUE.	N.B.	N.S.	P.E.I.	TOT.
1	1	1	2	0	1	1	1	1	0	2	1
2	1	1 1/2	2	1	1	1 1/2	1	1	0	1	1
TOTAL	2	1 1/2	4	1	2	2 1/2	2	2	0	3	2
3	2	2	2	2	2	0	2	0	0	0	0
TOTAL	4	3 1/2	6	4	4	2 1/2	4	2	0	3	1
4	0	2	2	1	2	2	1	0	0	1	1
TOTAL	4	5 1/2	8	4	6	4 1/2	5	2	4	3	2
5	2	2	1	0	1	2	1	0	1 1/2	1	1 1/2
TOTAL	6	7 1/2	9	4	4	5 1/2	7	3	3 1/2	4	4 1/2
6	2	2	1	2	2	0	0	1	0	0	0
TOTAL	4	4 1/2	4	4	4	0	0	1	0	0	0
7	2	2	1	2	1	2	1	0	0	1	1
TOTAL	4	4 1/2	4	4	4	2 1/2	4	0	1	1	1
8	2	2	1	2	2	2	1	0	0	1	1
TOTAL	4	4 1/2	4	4	4	4	3	0	1	1	1
9	2	2 1/2	2	1	1	2	1	0	1	1	1 1/2
TOTAL	4	4 1/2	4	2	2	4	2	1	2	2	2 1/2
10	2	2	2	2	2	2	2	2	0	0	0
TOTAL	4	4	4	4	4	4	4	4	2	2	2
11	2	1	1	1	1	1	1	1	1	1	1
TOTAL	4	3 1/2	2	1	1	1	1	1	1	1	1
TOTAL	14	15 1/2	17	15	13	15 1/2	15	7	2	14 1/2	5 1/2
TIES											
MEMORS	Silver Girl Bore										

JUNIOR GIRLS SINGLES

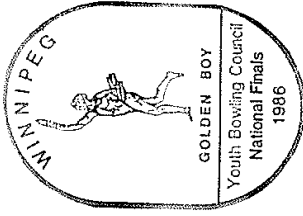
Leah Marie Runnalls
 Angela Gingera
 Dawn Middlefield
 Maureen Moore
 Joni Edwards
 Toni Craig
 Kelly Jewell
 Chany Langlois
 Tammy Gattineau
 Tricia Humphrey
 Patricia Carragher
 Anna Warren

Bowletime Sports, Kamloops
 Chinook Lanes, Calgary
 Fairhaven Bowl, Saskatoon
 Thompson Lanes, Thompson
 Superior Bowl, Thunder Bay
 Northgate Bowl, Sarnia
 Centre Bowl, Corner Brook
 Anik Bowl, Gatineau
 CFB Chatham Lanes, Chatham
 CFB Lanes, Greenwood
 Sapphire Rec., Charlottetown
 Polar Bowl, Yellowknife

1		2		3		4		5		6		7		8		9		10		11	
174	233	142	177	232	232	228	232	232	232	232	232	232	232	232	232	232	232	232	232	232	232
233	174	177	142	177	232	232	232	232	232	232	232	232	232	232	232	232	232	232	232	232	232
VS. N.ONT.	VS. P.E.I.	VS. N.S.	VS. N.B.	VS. QUE.	VS. N.W.T.	VS. N.B.	VS. N.ONT.	VS. N.S.	VS. N.ONT.	VS. N.W.T.	VS. S.ONT.	VS. SASK.	VS. B.C.	VS. SASK.	VS. N.ONT.	VS. N.S.	VS. N.ONT.	VS. N.W.T.	VS. N.B.	VS. N.ONT.	
174	233	142	177	232	232	228	232	232	232	232	232	232	232	232	232	232	232	232	232	232	232
233	174	177	142	177	232	232	232	232	232	232	232	232	232	232	232	232	232	232	232	232	232
VS. N.ONT.	VS. P.E.I.	VS. N.S.	VS. N.B.	VS. QUE.	VS. N.W.T.	VS. N.B.	VS. N.ONT.	VS. N.S.	VS. N.ONT.	VS. N.W.T.	VS. S.ONT.	VS. SASK.	VS. B.C.	VS. SASK.	VS. N.ONT.	VS. N.S.	VS. N.ONT.	VS. N.W.T.	VS. N.B.	VS. N.ONT.	



SENIOR BOYS SINGLES



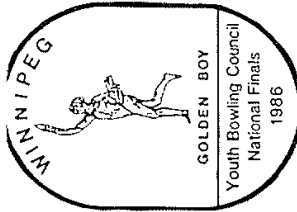
P.O.I.N.T. SUMMARY

SHIFT	B.C.	ALTA.	SASK.	MAN.	N.ONT.	S.ONT.	QUE.	P.E.I.	N.S.	N.W.T.	P.E.I.	TOT.
1	1	1	0	2	2	0	1	2	0	2	0	11
2	2	2	1	1	1	0	1	0	1	2	1	13
TOTAL	3	3	1	3	3	0	2	2	1	4	1	24
3	2	2	2	1	2	2	0	0	0	1	0	13
4	5	5	3	4	5	2	1	2	1	5	1	38
TOTAL	7	7	5	6	7	4	3	2	2	11	2	62
5	1	1	1	1	0	1	0	1	1	2	1	11
TOTAL	9	7	4	7	6	3/2	3	4	2	2 1/2	2	53
6	1	2	2	2	2	0	2	0	2	1	0	15
TOTAL	14	9	6	7	8	3/2	5	4	4	3 1/2	2	72
7	2	2	0	2	1	1	1	1	0	2	0	15
TOTAL	12	9	2	9	9	4 1/2	7	2	2	4	0	67
8	1	0	2	0	2	2	2	1	0	0	0	11
TOTAL	13	9	9	9	11	6 1/2	9	5	2	6	1 1/2	74
9	1	1	1	0	1	1	2	0	0	0	0	11
TOTAL	14	11	9	9	12	7 1/2	11	7	2	6	1 1/2	81
10	2	1	1	0	2	2	1	2	1	2	1	17
TOTAL	16	12	10	9	12	8 1/2	12	9	3	8	2 1/2	98
11	1	1	1	1	1	2	1	1	0	0	0	11
TOTAL	17	13	11	10	13	10 1/2	13	10	3	7	1 1/2	109
TITLES	Gold											
MEMBERS	#272											
	Bowne											

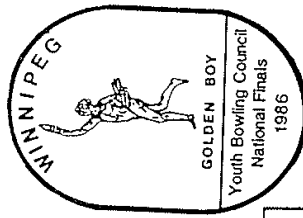
- SENIOR BOYS SINGLES
- | | | |
|---------|--------------------|---------------------------------|
| B.C. | Bob Sarrasin | 5th Avenue Bowl, Prince George |
| Alta. | Trent Jakubec | Grandia Bowl St. Albert |
| Sask. | Warren Olowski | Yorkton Bowling Centre, Yorkton |
| Man. | Barrel Brunet | Thompson Lanes, Thompson |
| N. Ont. | Gordie Lafromboise | Sportsman Lanes, Ripeton |
| S. Ont. | Jeff Flaro | Olympia Bowl, Cornwall |
| Que. | Sean Wells | Plaza Bowl, St. John's |
| P.E.I. | Stephan Renaud | Templeton Bowl, Gatineau |
| N.S. | George Brown | CFB Gagetown Bowl, Oranmotto |
| N.W.T. | James Mac Askill | CFB Lanes, Shearwater |
| P.E.I. | Patrick Ryan | Basilica Rec., Charlottetown |
| N.W.T. | Jim White | Polar Bowl, Yellowknife |

1	2	3	4	5	6	7	8	9	10	11	12
213	179	422	1	PIN	VS.	NFLD.	267	216	533	1	
223	253	481	2	VS.	P.E.I.	193	181	369	0		
246	212	452	0	VS.	N.S.	242	222	464	2		
227	232	459	2	VS.	N.B.	182	179	361	0		
127	285	412	1	VS.	QUE.	192	230	422	1		
172	262	442	0	VS.	N.W.T.	220	230	450	2		
174	212	422	2	VS.	N.B.	171	247	418	0		
193	261	354	0	VS.	N.ONT.	230	267	497	2		
215	229	444	0	VS.	N.W.T.	229	239	468	0		
214	244	425	2	VS.	S.ONT.	227	232	459	1		
202	245	410	0	VS.	SASK.	229	230	459	2		
222	237	429	1	VS.	B.C.	224	224	448	1		
222	267	529	1	VS.	N.B.	246	248	494	0		
223	223	446	2	VS.	N.W.T.	247	232	479	0		
229	223	452	2	VS.	P.E.I.	187	224	411	0		
229	223	452	2	VS.	N.ONT.	227	227	454	1		
227	219	428	0	VS.	N.B.	242	203	445	2		
224	236	449	2	VS.	N.S.	173	266	439	0		
215	226	441	1	VS.	N.S.	197	222	419	1		
223	237	447	2	VS.	N.B.	167	226	393	0		
125	217	352	0	VS.	B.C.	192	246	438	2		
220	219	429	1	VS.	NFLD.	214	223	437	0		
137	237	424	0	VS.	N.W.T.	227	227	454	2		
226	188	354	1	VS.	S.ONT.	223	223	446	1		
129	181	322	1	VS.	MAN.	197	226	423	1		
213	215	428	1	VS.	SASK.	223	223	446	1		
224	221	445	0	VS.	N.B.	172	182	354	0		
226	219	429	1	VS.	NFLD.	220	220	440	2		
224	221	445	0	VS.	QUE.	223	223	446	1		
226	227	453	1	VS.	MAN.	214	221	435	0		
224	221	445	0	VS.	P.E.I.	223	223	446	1		
226	188	354	1	VS.	N.ONT.	223	223	446	1		
129	181	322	1	VS.	N.ONT.	197	226	423	1		
213	215	428	1	VS.	SASK.	223	223	446	1		
224	221	445	0	VS.	N.B.	172	182	354	0		
226	219	429	1	VS.	NFLD.	220	220	440	2		
224	221	445	0	VS.	QUE.	223	223	446	1		
226	227	453	1	VS.	MAN.	214	221	435	0		
224	221	445	0	VS.	P.E.I.	223	223	446	1		
226	188	354	1	VS.	N.ONT.	223	223	446	1		
129	181	322	1	VS.	N.ONT.	197	226	423	1		
213	215	428	1	VS.	SASK.	223	223	446	1		
224	221	445	0	VS.	N.B.	172	182	354	0		
226	219	429	1	VS.	NFLD.	220	220	440	2		
224	221	445	0	VS.	QUE.	223	223	446	1		
226	227	453	1	VS.	MAN.	214	221	435	0		
224	221	445	0	VS.	P.E.I.	223	223	446	1		
226	188	354	1	VS.	N.ONT.	223	223	446	1		





BANTAM BOYS TEAMS



921	922	923	Total	Pts.
924	925	926	2721	3
927	928	929	2764	3
930	931	932	2775	1

933	934	935	Total	Pts.
936	937	938	2606	3
939	940	941	2518	1
942	943	944	2693	0

945	946	947	Total	Pts.
948	949	950	2922	0
951	952	953	2824	2
954	955	956	2470	2

957	958	959	Total	Pts.
960	961	962	3212	3
963	964	965	2796	3
966	967	968	2320	2

969	970	971	Total	Pts.
972	973	974	2589	0
975	976	977	2573	1
978	979	980	2449	0

981	982	983	Total	Pts.
984	985	986	2225	1
987	988	989	2285	1
990	991	992	2479	2

993	994	995	Total	Pts.
996	997	998	2666	2
999	1000	1001	2529	0
1002	1003	1004	2660	3

1	2	3	Total	Pts.
895	892	895	2322	0
896	893	896	2563	0
897	894	897	2652	2

898	899	900	Total	Pts.
901	902	903	2386	0
904	905	906	2533	1
907	908	909	2811	3

910	911	912	Total	Pts.
913	914	915	2268	3
916	917	918	2658	1
919	920	921	2381	1

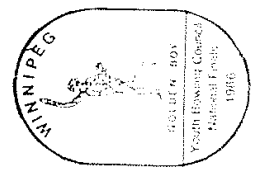
922	923	924	Total	Pts.
925	926	927	2541	0
928	929	930	2589	0
931	932	933	2582	1

934	935	936	Total	Pts.
937	938	939	2253	3
940	941	942	2597	2
943	944	945	2156	3

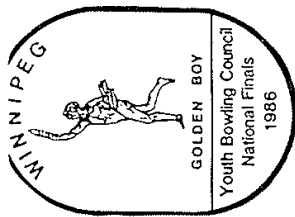
946	947	948	Total	Pts.
949	950	951	2944	2
952	953	954	2997	2
955	956	957	2270	1

958	959	960	Total	Pts.
961	962	963	2353	1
964	965	966	2764	3
967	968	969	2662	0

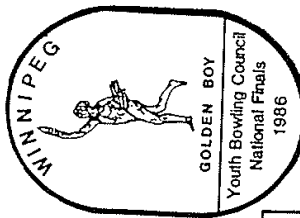
SHIFT	B.C.	POINT					SUMMARY					
		ALTA.	SASK.	MAN.	N.ONT.	S.ONT.	NFLD.	ALTA.	SASK.	MAN.	N.ONT.	S.ONT.
1	BYE	1	3	0	2	3	0					
2	0	3	0	1	2	3	1					
TOTAL	0	4	3	1	4	6	0					
3	0	3	BYE	2	1	2	1					
TOTAL	0	7	3	3	5	8	1					
4	2	3	3	1	BYE	0	0					
TOTAL	2	10	6	4	5	8	1					
5	0	BYE	3	3	1	0	2					
TOTAL	2	10	9	7	6	8	3					
6	1	2	2	1	1	BYE	2					
TOTAL	3	12	11	8	7	8	5					
7	1	3	3	BYE	2	0	0					
TOTAL	4	15	14	8	9	8	5					
TIES												
MEDALS		Gold	Silver									



BANTAM BOYS TEAMS
 BRITISH COLUMBIA
 Scottsdale Lanes
 North Delta
 --Mike McInnes
 --Kevin Wipf
 --Brian Nicholson
 --Brent Vader
 --Wade Sobell
 ALBERTA
 Family Affair Bowl
 Grande Prairie
 --David Whyte
 --Dean Koslowski
 --Chris Donohue
 --Jimmy Lipon
 --Rodney Sheridan
 SASKATCHEWAN
 Fairhaven Bowl
 Saskatoon
 --Terry Parchewsky
 --Randy Koshie
 --Dwayne Bobowski
 --Ted Turcyn
 --Glen Bowie
 MANITOBA
 Billy Monkenko Lanes
 Winnipeg
 --Brent Milan
 --Eric McRissette
 --Jeff Johnson
 --Jeremy Hooper
 --Tommy Jones
 SOUTHERN ONTARIO
 North-West Lanes
 Sturgeon Falls
 --Serge Girard
 --Daniel LePage
 --Michel Saue
 --Claude Rivet
 --Daniel St. Louis
 ST. ROSE BOWL
 St. Rose Bowl
 --Dominic Brunet
 --Andrew Lemieux
 --Hugo Robillard
 --Sylvain Beauchamp
 --Martin Courval
 NEWFOUNDLAND
 Centre Bowl
 Corner Brook
 --Steven Pothie
 --Paul Brako
 --Tommy Drake
 --Brian Ganning
 --Robert Shannon



BANTAM GIRLS TEAMS



1	2	3	Total	Pts.
722	847	821	2490	1
829	828	771	2428	0
764	747	749	2260	0

1029	835	793	2657	2
1021	848	844	2713	1
851	775	824	2450	0

820	874	871	2565	3
746	827	822	2395	1
822	822	822	2466	1

819	823	824	2466	2
820	728	741	2389	1
824	828	822	2474	2

834	741	727	2302	0
823	844	826	2493	3
846	766	728	2340	0

832	792	829	2453	2
720	760	729	2209	0
760	857	871	2488	1

822	866	820	2508	1
822	819	848	2489	2
776	858	822	2456	2

S.ONT.	vs.	NFLD.	1	2	3	Total	Pts.
SASK.	vs.	MAN.	824	822	813	2459	2
ALTA.	vs.	N.ONT.	925	822	823	2570	3
B.C.	vs.	BYE	711	823	819	2353	3

S.ONT.	vs.	B.C.	822	819	814	2455	1
MAN.	vs.	N.ONT.	848	821	812	2481	2
SASK.	vs.	ALTA.	821	824	823	2468	3
NFLD.	vs.	BYE					

B.C.	vs.	ALTA.	722	842	842	2406	0
S.ONT.	vs.	N.ONT.	725	822	822	2369	2
MAN.	vs.	NFLD.	737	826	857	2420	2
SASK.	vs.	BYE					

ALTA.	vs.	NFLD.	842	722	841	2405	1
SASK.	vs.	S.ONT.	794	854	723	2371	2
B.C.	vs.	MAN.	923	765	877	2565	1
N.ONT.	vs.	BYE					


S.ONT.	vs.	MAN.	840	823	840	2503	3
N.ONT.	vs.	NFLD.	822	826	806	2454	0
B.C.	vs.	SASK.	823	825	822	2470	3
ALTA.	vs.	BYE					

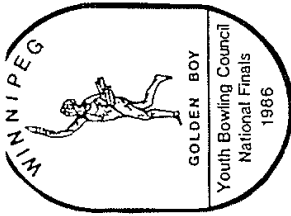
N.ONT.	vs.	SASK.	822	853	806	2481	1
MAN.	vs.	ALTA.	823	727	814	2364	3
NFLD.	vs.	B.C.	828	722	824	2374	2
S.ONT.	vs.	BYE					

N.ONT.	vs.	B.C.	849	722	722	2393	2
NFLD.	vs.	SASK.	826	726	822	2374	0
ALTA.	vs.	S.ONT.	822	722	722	2266	1
MAN.	vs.	BYE					

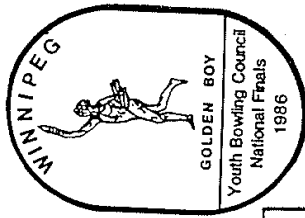
SHIFT	POINT					SUMMARY				
	B.C.	ALTA.	SASK.	MAN.	N.ONT.	S.ONT.	NFLD.			
1	BYE	0	0	3	3	1	2			
2	1	3	0	1	2	2	BYE			
TOTAL	1	3	0	4	5	3	2			
3	3	0	BYE	1	2	1	2			
TOTAL	4	3	0	5	7	4	4			
4	2	2	1	1	BYE	2	1			
TOTAL	6	5	1	6	7	6	5			
5	0	BYE	3	3	3	0	0			
TOTAL	6	5	4	9	10	6	5			
6	2	3	1	0	2	BYE	1			
TOTAL	8	8	5	9	12	6	6			
7	2	2	0	BYE	1	1	3			
TOTAL	10	10	5	9	13	7	9			
TIES	*822	*778								
MEDALS	None	None					Gold			

- BANTAM GIRLS TEAMS
 BRITISH COLUMBIA
 Loughheed Lanes
 Burnaby
 --Carla King
 --Colleen Holliday
 --Laurie Cummings
 --Kristina Caldwell
 --Crystal Johnston
 ALBERTA
 Capri Bowl
 Lechbridge
 --Kendra Bony
 --Gwen Shepherd
 --Dorrie Makelen
 --Hazel Hayes
 SASKATCHEWAN
 Downtown Bowl
 Moose Jaw
 --Terey Hudey
 --Stacey Mealing
 --Della Eastwood
 --Chantelle Marchessault
 --Michelle Lesperance
 MANITOBA
 Thompson Lanes
 --Trammy Stuckless
 --Shelly Irving
 --Tracy Netval
 --Rachel Sallis
 --Cheri Vandenhooogen
 NORTHERN ONTARIO
 Galaxy Lanes
 Thunder Bay
 --Laura Patroluk
 --Anne Marie Zellweger
 --Ferri Anne Manahan
 --Maureen Bicknell
 --Patricia Beyko
 SOUTHERN ONTARIO
 Echo Bowl
 Brantford
 --Hala Pidgevorny
 --Stephanie Garneau
 --Melinda Frederick
 --Mary Rae Ferrascioli
 --Anita Bahi
 NEWFOUNDLAND
 Sullivan Lanes
 St. John's
 --Suzanna Woods
 --Doreen Moran
 --Doreen Moran
 --Doreen Moran
 --Doreen Moran
 --Doreen Moran





JUNIOR BOYS TEAMS



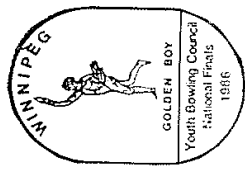
1	2	3	Total Pts.
944	1032	1026	3002
922	974	1027	2923
954	967	1022	2943
1191	986	1136	3313
899	882	892	2673
1021	942	948	2911
987	1132	952	3071
1069	946	1033	3048
926	922	879	2727
893	941	921	2755
923	969	1081	2973
972	971	878	2821
1167	1144	1134	3445
971	936	1005	2912
976	945	942	2863
1042	927	978	2947
946	899	823	2668
1172	1174	850	3196
935	949	800	2684
988	1004	1059	3051
853	1015	959	2827

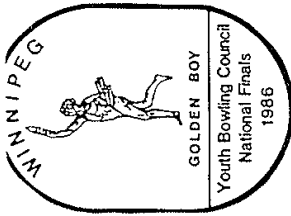
S. ONT.	vs.	NFLD.	1	2	3	Total Pts.
SASK.	vs.	MAN.	877	892	854	2623
ALTA.	vs.	N. ONT.	808	837	812	2457
B.C.	vs.	BYE	1012	921	948	2881
S. ONT.	vs.	B.C.	796	777	1022	2595
MAN.	vs.	N. ONT.	923	1012	899	2834
SASK.	vs.	ALTA.	916	963	922	2801
NFLD.	vs.	BYE	1087	845	821	2753
B.C.	vs.	ALTA.	882	897	977	2756
S. ONT.	vs.	N. ONT.	922	993	912	2827
MAN.	vs.	NFLD.	910	871	991	2772
SASK.	vs.	BYE	1076	1157	962	3195
ALTA.	vs.	NFLD.	721	861	847	2429
S. ONT.	vs.	MAN.	813	927	904	2644
N. ONT.	vs.	NFLD.	827	1032	1043	2902
B.C.	vs.	SASK.	922	899	901	2722
ALTA.	vs.	BYE	1019	953	1022	3094
N. ONT.	vs.	SASK.	1078	961	855	2894
MAN.	vs.	ALTA.	1046	961	959	2966
NFLD.	vs.	B.C.	870	106	1011	2087
S. ONT.	vs.	BYE	1073	894	823	2790
N. ONT.	vs.	B.C.	1002	1016	953	2971
NFLD.	vs.	SASK.				
ALTA.	vs.	S. ONT.				
MAN.	vs.	BYE				

JUNIOR BOYS TEAMS

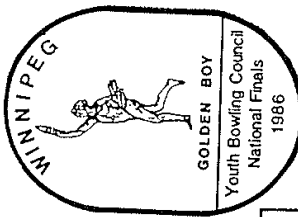
- BRITISH COLUMBIA
- Carman Lanes
- Prance Rupert
- Gary McFargo
- Jason Lemoto
- Ron Richards
- Ron Gorman
- Shelby Irvine
- ALBERTA
- Family Affair Bowl
- Grande Prairie
- John Gray
- Denny Thompson
- Hugh Robinson
- Troy Kozenko
- Manitoba
- Jason Speed
- SASKATCHEWAN
- Downtown Bowl
- Hoosier Jaw
- Chad Coles
- Calvin Meikle
- Greg Pissum
- Pat Hurday
- Mike Hudey
- Manitoba
- Carman Lanes
- Carman
- Brad Giesbrecht
- Vernon Eby
- Jason Bearden
- Barren Bell
- Shaun Croatto
- NORTHERN ONTARIO
- Sudbury Plaza Bowl
- Sudbury
- Brian Fava
- Daniel Roux
- Craig Tracey
- Brett McManey
- Brett Ross
- SOUTHERN ONTARIO
- Rexdale
- Mike Kooljenovic
- John Jelaca
- Jacon Dittmaso
- Shawn Slattery
- Martin Parascondalo
- NEWFOUNDLAND
- Centre Bowl
- Corner Brook
- Richard Basha
- Brian Clarke
- Dennie Pennell
- Terry Boland
- Mike Jackson

SHIFT	POINT SUMMARY						
	B.C.	ALTA.	SASK.	MAN.	N. ONT.	S. ONT.	NFLD.
1	BYE	1	3	0	2	2	1
2	0	0	3	0	3	3	BYE
TOTAL	0	1	6	0	5	5	1
3	2	1	BYE	1	0	3	2
TOTAL	2	2	6	1	5	8	3
4	2	1	1	1	BYE	2	2
TOTAL	4	3	7	2	5	10	5
5	3	BYE	0	0	1	3	2
TOTAL	7	3	7	2	6	13	7
6	1	2	2	1	1	BYE	2
TOTAL	8	5	9	3	7	13	9
7	2	1	1	BYE	1	2	2
TOTAL	10	6	10	3	8	11	63
TIES	*964		*981				
MEDALS			Bronze			Gold	Silver





JUNIOR GIRLS TEAMS

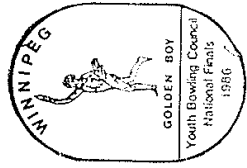


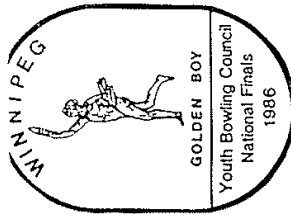
	1	2	3	Total	Pts.
S.ONT.	908	926	925	2759	3
SASK.	882	890	928	2699	2
ALTA.	899	867	779	2545	1
B.C.	922	886	817	2625	2
S.ONT.	885	829	829	2543	2
MAN.	882	823	823	2528	3
NFLD.	865	821	851	2537	2
B.C.	883	830	833	2546	2
S.ONT.	888	823	817	2528	1
MAN.	828	828	828	2484	1
NFLD.	828	828	828	2484	1
B.C.	828	828	828	2484	1
S.ONT.	800	817	785	2399	0
MAN.	866	849	829	2544	1
NFLD.	828	828	828	2484	1
B.C.	828	828	828	2484	1
S.ONT.	815	862	756	2433	0
MAN.	882	918	869	2669	1
NFLD.	828	828	828	2484	1
B.C.	828	828	828	2484	1

	1	2	3	Total	Pts.
S.ONT.	874	897	899	2670	0
SASK.	844	835	842	2521	1
ALTA.	761	892	812	2465	2
B.C.	918	836	860	2614	1
S.ONT.	770	728	842	2340	1
MAN.	820	831	730	2381	0
NFLD.	911	802	848	2561	1
B.C.	857	821	877	2555	1
S.ONT.	863	830	802	2495	3
MAN.	927	800	812	2539	2
NFLD.	888	835	815	2538	0
B.C.	895	828	803	2526	0
S.ONT.	822	828	831	2481	0
MAN.	883	869	842	2694	2
NFLD.	883	819	800	2502	0
B.C.	828	828	831	2487	0
S.ONT.	844	821	833	2498	3
MAN.	844	821	833	2498	2
NFLD.	844	821	833	2498	2
B.C.	844	821	833	2498	2
S.ONT.	828	828	828	2484	2
MAN.	828	828	828	2484	2
NFLD.	828	828	828	2484	2
B.C.	828	828	828	2484	2

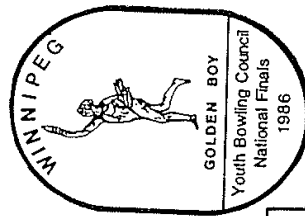
- JUNIOR GIRLS TEAMS
- BRITISH COLUMBIA
 - Maple Ridge
 - Heather Allen
 - Kim Ryder
 - Amy Allen
 - Susan Beyer
 - ALBERTA
 - Lynnwood Bowl
 - Edmonton
 - Tracy Howell
 - Lisa Chasse
 - Heather Nadeau
 - Tina Tillapaugh
 - Tara Tremblay
 - SASKATCHEWAN
 - Fairhaven Bowl
 - Saskatoon
 - Anne Wilson
 - Carolyn Bowie
 - Shannon Parker
 - Cindy Hurdment
 - Michelle Stachyk
 - MANITOBA
 - Village Inn Bowl
 - Winnipeg Rumery
 - Tracy Zuk
 - Rita Lebovic
 - Paula Hamer
 - Michelle Morand
 - NORTHERN ONTARIO
 - Valley Bowl
 - Chelmsford
 - Christine Audette
 - Tracy Poirier
 - Christine Huard
 - Angela Boucher
 - Carrie-Lynn Cusson
 - SOUTHERN ONTARIO
 - Sherwood Centre
 - Hamilton
 - Tina Murray
 - Kim Read
 - Brenda Campbell
 - Carie Norman
 - Lisa Kulchyk
 - NEWFOUNDLAND
 - Plaza Bowl
 - St. John's
 - Nancy Budden
 - Susan Reid
 - Karen Benmore
 - Dana Wells
 - Andrea Sheppard

SHIFT	B.C.	POINT SUMMARY					S.ONT.	NFLD.
		ALTA.	SASK.	MAN.	N.ONT.	S.ONT.		
1	BYE	1	2	1	2	3	0	
2	1	0	3	2	1	2	BYE	
TOTAL	1	1	5	3	3	5	0	
3	2	1	BYE	0	1	2	3	
TOTAL	3	2	5	3	4	7	3	
4	3	1	3	0	BYE	0	2	
TOTAL	6	3	8	3	4	7	5	
5	3	BYE	0	0	1	3	2	
TOTAL	9	3	8	3	5	10	7	
6	7	2	3	1	0	BYE	0	
TOTAL	12	5	11	4	5	10	7	
7	3	1	2	BYE	0	2	1	
TOTAL	15	6	13	4	5	12	8	
TIES								
MEDALS	Gold		Silver			Bronze		





SENIOR BOYS TEAMS



1	2	3	Total	Pts.
1677	1638	219	2225	3
1037	1122	125	2284	2
1144	932	982	3058	1

1145	1103	1107	2355	3
1112	1455	244	2811	1
1133	1420	1149	2682	2

1169	965	1033	2167	1
1043	930	1002	2975	2
1060	861	1076	2997	1

974	1034	1056	2064	2
1259	1265	1067	2591	3
1007	1008	985	2999	2

1083	1135	1180	2467	3
919	1008	1089	2816	2
1091	1144	1132	3367	1

222	995	1114	2331	0
1026	920	1082	3028	2
897	924	1087	2908	0

948	1042	910	2897	1
1043	931	970	2944	0
1159	1099	1080	3338	2

S.ONT.	vs.	NFLD.	
SASK.	vs.	MAN.	
ALTA.	vs.	N.ONT.	
B.C.	vs.	BYE	

S.ONT.	vs.	B.C.	
MAN.	vs.	N.ONT.	
SASK.	vs.	ALTA.	
NFLD.	vs.	BYE	

B.C.	vs.	ALTA.	
S.ONT.	vs.	N.ONT.	
MAN.	vs.	NFLD.	
SASK.	vs.	BYE	

ALTA.	vs.	NFLD.	
SASK.	vs.	S.ONT.	
B.C.	vs.	MAN.	
N.ONT.	vs.	BYE	

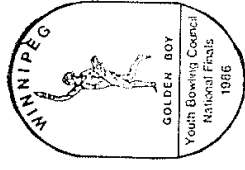
S.ONT.	vs.	MAN.	
N.ONT.	vs.	NFLD.	
B.C.	vs.	SASK.	
ALTA.	vs.	BYE	

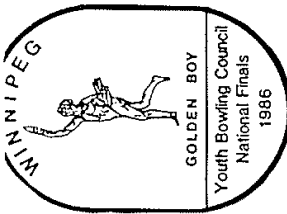
N.ONT.	vs.	SASK.	
MAN.	vs.	ALTA.	
NFLD.	vs.	B.C.	
S.ONT.	vs.	BYE	

N.ONT.	vs.	E.C.	
NFLD.	vs.	SASK.	
ALTA.	vs.	S.ONT.	
MAN.	vs.	BYE	

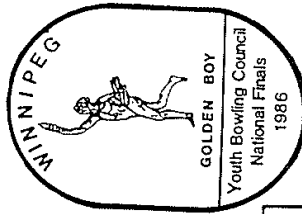
SENIOR BOYS TEAMS
 BRITISH COLUMBIA
 Chilliwack
 --Greg Larson
 --Mike Atkinson
 --Joe Porter
 --Bob Brennan
 --Sean Prest
 ALBERTA
 Centennial Lanes
 Calgary
 --Mike Wong
 --John Auriti
 --Wes Allen
 --Darren Fowler
 --Grant Fruiling
 SASKATCHEWAN
 King George Bowl
 Saskatoon
 --Curt Sapsak
 --Bryce Basko
 --Brad Hunter
 --Bryan Fookes
 MANITOBA
 SASKAT Lanes
 Winnipeg
 --Luc Frochette
 --Kevin Burns
 --Terry Popadynetz
 --Ed Reigl
 --Brad Demkey
 NORTHERN ONTARIO
 Sudbury Plaza Bowl
 Sudbury
 --Rick Malette
 --Dan Cardinal
 --Rob Cardinal
 --Duane Hinds
 --Don Rancourt
 SOUTHERN ONTARIO
 Bowlerama
 Toronto
 --Rick Wilkins
 --Roger Findlay
 --Jordan Craner
 --Craig Zavorodni
 --Bill Sheldon
 NEWFOUNDLAND
 St. Pat's Lanes
 St. John's
 --Terry Headur
 --Jon Tizzard
 --Jamie Poddifrow
 --Ray Murray
 --Robert Kennedy

SHIFT	B.C.	POINT SUMMARY					N.ONT.	S.ONT.	NFLD.
		ALTA.	SASK.	MAN.	BYE	TOTAL			
1	BYE	1	2	1	2	2	3	0	
2	0	1	2	1	2	2	3	BYE	
TOTAL	0	2	4	2	4	4	6	0	
3	1	2	BYE	1	1	1	2	2	
TOTAL	1	4	4	3	5	5	8	2	
4	2	2	3	1	BYE	BYE	0	1	
TOTAL	3	6	7	4	5	5	8	3	
5	1	BYE	2	0	2	2	3	1	
TOTAL	4	6	9	4	7	7	11	4	
6	3	1	3	2	0	BYE	0	0	
TOTAL	7	7	12	6	7	7	11	4	
7	2	2	3	BYE	1	1	1	0	
TOTAL	9	9	15	6	8	8	12	4	
TIES	*1/97	873						5/100	
MEDALS	None	Gold							





SENIOR GIRLS TEAMS



1	2	3	Total	Pts.
225	167	282	2774	2
136	132	154	2124	2
224	226	224	2244	1
237	221	227	2285	2
144	244	242	2328	2
152	144	110	2206	3

S.ONT.	vs.	NFLD.
SASK.	vs.	MAN.
ALTA.	vs.	N.ONT.
B.C.	BYE
S.ONT.	vs.	B.C.
MAN.	vs.	N.ONT.
SASK.	vs.	ALTA.
NFLD.	BYE

229	222	167	2776	1
227	164	147	2935	1
222	221	222	2245	2
190	222	222	2414	2
131	149	122	2348	2
226	225	246	2667	0

B.C.	vs.	ALTA.
S.ONT.	vs.	N.ONT.
MAN.	vs.	NFLD.
SASK.	BYE
ALTA.	vs.	NFLD.
SASK.	vs.	S.ONT.
B.C.	vs.	MAN.
N.ONT.	BYE

225	162	169	2116	3
124	222	142	2644	3
224	221	222	2667	0
222	222	161	2373	0
266	167	226	2348	0
222	175	142	2355	3

S.ONT.	vs.	MAN.
N.ONT.	vs.	NFLD.
B.C.	vs.	SASK.
ALTA.	BYE
N.ONT.	vs.	SASK.
MAN.	vs.	ALTA.
NFLD.	vs.	B.C.
S.ONT.	BYE

179	117	222	2116	3
226	226	182	2424	1
242	222	262	2826	0

N.ONT.	vs.	B.C.
NFLD.	vs.	SASK.
ALTA.	vs.	S.ONT.
MAN.	BYE

1006	223	252	2226	1
222	220	222	2664	1
222	225	222	2721	0

BRITISH COLUMBIA
J Lanes
Salmon Arm
--Audrey Nagy
--Stacey McGill
--Cary Keehn
--Sandra Campbell
--Sharon Honkanen
ALBERTA
Mountain View Bowl
Calgary
--Sherrilee Morosoff
--Lori-Lynn Magistad
--Lisa Marshall
--Jennifer Zeibarth
--Shawna Stevenson
SASKATCHEWAN
Fairhaven Bowl
Saskatoon
--Penny Schewaga
--Debbie Fisher
--Debbie Kawchuk
--Daphne Schultz
--Pam Kelly
MANITOBA
Recreation Lanes
Brandon
--Audrey Crozier
--Rhonda Timmer
--Cathy Jensen
--Leanne Luky
--Kenna Fox
NORTHERN ONTARIO
B & R Bowl
Gravela McFarlane
--Tanya Geyk
--Cindy Moore
--Dabi Rollins
--Tina Treitz
SOUTHERN ONTARIO
Fla-Mor Lanes
St. Catharines
--Krista Shaw
--Debbie Williams
--Suzanne Hobson
--Frances Roidl
--Connie Green
NEWFOUNDLAND
Carey's Lanes
Grand Falls
--Maureen Walsh
--Tim Bowers
--Bobby Bradbury
--Barbara Sheppard
--Suzanne Walling

SHIFT	B.C.	ALTA.	SASK.	MAN.	P O I N T S U M M A R Y			
					N.ONT.	S.ONT.	NFLD.	
1	BYE	1	2	1	2	2	1	9
2	1	0	3	2	1	2	BYE	9
TOTAL	1	1	5	3	3	4	1	18
3	1	2	BYE	2	2	1	1	9
TOTAL	2	3	5	5	5	5	2	37
4	0	2	2	3	BYE	1	1	9
TOTAL	2	5	7	8	5	6	3	30
5	0	BYE	3	0	3	3	0	9
TOTAL	2	5	10	8	8	9	3	44
6	0	3	3	0	0	BYE	3	9
TOTAL	2	8	13	8	8	9	6	54
7	0	0	2	BYE	3	3	1	9
TOTAL	2	8	15	8	11	12	7	63
TIES								
MEDALS			6/14		Queerze	Shick		

