



BANTAM BOYS SINGLES

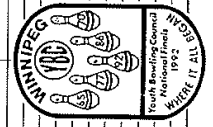
SHIFT	TOTAL POINTS		MATCH		POINTS		TOTAL POINTS
	1	2	1	2	1	2	
SHIFT # 1 Friday, May 1st 1:30 PM	153	167	Nfld. VS. Nfld.	167	167	167	334
	167	167	Nfld. VS. Nfld.	167	167	167	334
	167	167	Nfld. VS. Nfld.	167	167	167	334
	167	167	Nfld. VS. Nfld.	167	167	167	334
	167	167	Nfld. VS. Nfld.	167	167	167	334
SHIFT # 2 Friday, May 1st 3:00 PM	167	167	Nfld. VS. Nfld.	167	167	167	334
	167	167	Nfld. VS. Nfld.	167	167	167	334
	167	167	Nfld. VS. Nfld.	167	167	167	334
	167	167	Nfld. VS. Nfld.	167	167	167	334
	167	167	Nfld. VS. Nfld.	167	167	167	334
SHIFT # 3 Friday, May 1st 4:30 PM	167	167	Nfld. VS. Nfld.	167	167	167	334
	167	167	Nfld. VS. Nfld.	167	167	167	334
	167	167	Nfld. VS. Nfld.	167	167	167	334
	167	167	Nfld. VS. Nfld.	167	167	167	334
	167	167	Nfld. VS. Nfld.	167	167	167	334
SHIFT # 4 Saturday, May 2nd 9:00 AM	167	167	Nfld. VS. Nfld.	167	167	167	334
	167	167	Nfld. VS. Nfld.	167	167	167	334
	167	167	Nfld. VS. Nfld.	167	167	167	334
	167	167	Nfld. VS. Nfld.	167	167	167	334
	167	167	Nfld. VS. Nfld.	167	167	167	334
SHIFT # 5 Saturday, May 2nd 10:30 AM	167	167	Nfld. VS. Nfld.	167	167	167	334
	167	167	Nfld. VS. Nfld.	167	167	167	334
	167	167	Nfld. VS. Nfld.	167	167	167	334
	167	167	Nfld. VS. Nfld.	167	167	167	334
	167	167	Nfld. VS. Nfld.	167	167	167	334
SHIFT # 6 Saturday, May 2nd 2:00 PM	167	167	Nfld. VS. Nfld.	167	167	167	334
	167	167	Nfld. VS. Nfld.	167	167	167	334
	167	167	Nfld. VS. Nfld.	167	167	167	334
	167	167	Nfld. VS. Nfld.	167	167	167	334
	167	167	Nfld. VS. Nfld.	167	167	167	334
SHIFT # 7 Saturday, May 2nd 3:30 PM	167	167	Nfld. VS. Nfld.	167	167	167	334
	167	167	Nfld. VS. Nfld.	167	167	167	334
	167	167	Nfld. VS. Nfld.	167	167	167	334
	167	167	Nfld. VS. Nfld.	167	167	167	334
	167	167	Nfld. VS. Nfld.	167	167	167	334
SHIFT # 8 Saturday, May 2nd 5:00 PM	167	167	Nfld. VS. Nfld.	167	167	167	334
	167	167	Nfld. VS. Nfld.	167	167	167	334
	167	167	Nfld. VS. Nfld.	167	167	167	334
	167	167	Nfld. VS. Nfld.	167	167	167	334
	167	167	Nfld. VS. Nfld.	167	167	167	334
SHIFT # 9 Sunday, May 3rd 9:00 AM	167	167	Nfld. VS. Nfld.	167	167	167	334
	167	167	Nfld. VS. Nfld.	167	167	167	334
	167	167	Nfld. VS. Nfld.	167	167	167	334
	167	167	Nfld. VS. Nfld.	167	167	167	334
	167	167	Nfld. VS. Nfld.	167	167	167	334
SHIFT # 10 Sunday, May 3rd 10:30 AM	167	167	Nfld. VS. Nfld.	167	167	167	334
	167	167	Nfld. VS. Nfld.	167	167	167	334
	167	167	Nfld. VS. Nfld.	167	167	167	334
	167	167	Nfld. VS. Nfld.	167	167	167	334
	167	167	Nfld. VS. Nfld.	167	167	167	334
SHIFT # 11 Sunday, May 3rd 2:00 PM	167	167	Nfld. VS. Nfld.	167	167	167	334
	167	167	Nfld. VS. Nfld.	167	167	167	334
	167	167	Nfld. VS. Nfld.	167	167	167	334
	167	167	Nfld. VS. Nfld.	167	167	167	334
	167	167	Nfld. VS. Nfld.	167	167	167	334

Winnipeg, Man. May 1, 2, 3, 1992

YOUTH BOWLING COUNCIL - NATIONAL 5-PIN CHAMPIONSHIPS

BANTAM BOYS SINGLES

SHIFT	POINT SUMMARY										PTS	
	B.C.	ALTA.	SASK.	MAN.	N.ONT.	S.ONT.	NFLD.	QUE.	N.B.	N.S.		N.W.T.
1	1	0	1	2	1/2	1	1/2	1	2	0	0	1
2	2	0	1	2	0	1	2	1	0	0	1	
3	1	0	2	0	1/2	3	1/2	1	2	0	2	
TOTAL	4	0	4	4	1 1/2	5	1 1/2	3	4	0	4	
4	2	2	2	2	2	1	1	1	2	0	2	
5	6	3	6	6	2 1/2	7	6	4	4	0	4	
TOTAL	0	4	7	7	4 1/2	2	2	3 1/2	2	0	6	
6	0	1	0	2	2	2	2	2	2	0	2	
TOTAL	6	5	7	9	6 1/2	10	14	14	4	1	7 1/2	
7	1	0	2	1	2	1	2	2	0	0	1	
TOTAL	2	0	2	1	2 1/2	1	2	2	0	0	1 1/2	
8	2	2	2	2	2	2	2	2	2	0	2	
TOTAL	2	2	2	2	2	2	2	2	2	0	2	
9	0	2	11	2	2	2	2	2	2	1	2	
TOTAL	0	2	11	2	2	2	2	2	2	1	2	
10	1	1	11	14	2 1/2	13	13	2	2	1	2 1/2	
TOTAL	10	10	13	15	9 1/2	16	14	14	6	1	2 1/2	
11	2	1	14	15	2 1/2	2	1	1	2	0	2	
TOTAL	12	11	14	15	11 1/2	18	14	11	7	0	2 1/2	
TIES	* 173											
MEDALS	Gold Prize											
B.C.	Jay Taylor	Fraser Bowl, Hope	Nfld.	Man.	Man.	Man.	Man.	Man.	Man.	Man.	Man.	Man.
ALTA.	Derek Dobbs	Rod Deer Bowl, Rod Deer	Nfld.	Man.	Man.	Man.	Man.	Man.	Man.	Man.	Man.	Man.
SASK.	Jordan Peterson	Minto Bowl, Prince Albert	Nfld.	Man.	Man.	Man.	Man.	Man.	Man.	Man.	Man.	Man.
MAN.	Cory Marlet	Dakota Lanes, Winnipeg	Nfld.	Man.	Man.	Man.	Man.	Man.	Man.	Man.	Man.	Man.
N.ONT.	Ricky Laberge	Holiday Lanes, Sudbury	Nfld.	Man.	Man.	Man.	Man.	Man.	Man.	Man.	Man.	Man.
S.ONT.	Shaun Scheldor	Elmira Bowl, Elmira	Nfld.	Man.	Man.	Man.	Man.	Man.	Man.	Man.	Man.	Man.
NFLD.	Leo Escott	St. Paul's Bowl, St. John's	Nfld.	Man.	Man.	Man.	Man.	Man.	Man.	Man.	Man.	Man.
QUE.	Sylvain Nantel	Paris Bowl, Gainsboro	Nfld.	Man.	Man.	Man.	Man.	Man.	Man.	Man.	Man.	Man.
N.B.	Dustin Fischer	CFB Gagetown Bowl, Oxnocello	Nfld.	Man.	Man.	Man.	Man.	Man.	Man.	Man.	Man.	Man.
N.S.	Trevor Gregory	Swainsburg Lanes, Shipburne	Nfld.	Man.	Man.	Man.	Man.	Man.	Man.	Man.	Man.	Man.
P.E.I.	Jeremy Sudbury	Basiglio Rgc, Centre, Charlottetown	Nfld.	Man.	Man.	Man.	Man.	Man.	Man.	Man.	Man.	Man.
N.W.T.	Andrew Penkala	Polar Bowl, Yellowknife	Nfld.	Man.	Man.	Man.	Man.	Man.	Man.	Man.	Man.	Man.



Winnipeg, Man. May 1, 2, 3, 1992



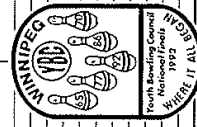
BANTAM GIRLS SINGLES

SHIFT	1		2		1		2		POINTS	TOTAL	MATCH	POINTS	TOTAL	POINTS
	VS	N.W.T.	VS	N.W.T.	VS	N.W.T.	VS	N.W.T.						
SHIFT # 1 Friday, May 1st 1:30 PM	156	120	180	187	154	154	154	154	336	0	Nfld.	232	232	0
	157	127	141	141	161	161	161	161	322	1	Nfld.	232	232	1
	158	141	141	141	161	161	161	161	322	1	Nfld.	232	232	1
SHIFT # 2 Friday, May 1st 3:00 PM	159	141	141	141	161	161	161	161	322	1	Nfld.	232	232	1
	160	141	141	141	161	161	161	161	322	1	Nfld.	232	232	1
	161	141	141	141	161	161	161	161	322	1	Nfld.	232	232	1
SHIFT # 3 Friday, May 1st 4:30 PM	162	141	141	141	161	161	161	161	322	1	Nfld.	232	232	1
	163	141	141	141	161	161	161	161	322	1	Nfld.	232	232	1
	164	141	141	141	161	161	161	161	322	1	Nfld.	232	232	1
SHIFT # 4 Saturday, May 2nd 9:00 AM	165	141	141	141	161	161	161	161	322	1	Nfld.	232	232	1
	166	141	141	141	161	161	161	161	322	1	Nfld.	232	232	1
	167	141	141	141	161	161	161	161	322	1	Nfld.	232	232	1
SHIFT # 5 Saturday, May 2nd 10:30 AM	168	141	141	141	161	161	161	161	322	1	Nfld.	232	232	1
	169	141	141	141	161	161	161	161	322	1	Nfld.	232	232	1
	170	141	141	141	161	161	161	161	322	1	Nfld.	232	232	1
SHIFT # 6 Saturday, May 2nd 12:00 PM	171	141	141	141	161	161	161	161	322	1	Nfld.	232	232	1
	172	141	141	141	161	161	161	161	322	1	Nfld.	232	232	1
	173	141	141	141	161	161	161	161	322	1	Nfld.	232	232	1
SHIFT # 7 Saturday, May 2nd 3:30 PM	174	141	141	141	161	161	161	161	322	1	Nfld.	232	232	1
	175	141	141	141	161	161	161	161	322	1	Nfld.	232	232	1
	176	141	141	141	161	161	161	161	322	1	Nfld.	232	232	1
SHIFT # 8 Saturday, May 2nd 5:00 PM	177	141	141	141	161	161	161	161	322	1	Nfld.	232	232	1
	178	141	141	141	161	161	161	161	322	1	Nfld.	232	232	1
	179	141	141	141	161	161	161	161	322	1	Nfld.	232	232	1
SHIFT # 9 Sunday, May 3rd 9:00 AM	180	141	141	141	161	161	161	161	322	1	Nfld.	232	232	1
	181	141	141	141	161	161	161	161	322	1	Nfld.	232	232	1
	182	141	141	141	161	161	161	161	322	1	Nfld.	232	232	1
SHIFT # 10 Sunday, May 3rd 10:30 AM	183	141	141	141	161	161	161	161	322	1	Nfld.	232	232	1
	184	141	141	141	161	161	161	161	322	1	Nfld.	232	232	1
	185	141	141	141	161	161	161	161	322	1	Nfld.	232	232	1
SHIFT # 11 Sunday, May 3rd 2:00 PM	186	141	141	141	161	161	161	161	322	1	Nfld.	232	232	1
	187	141	141	141	161	161	161	161	322	1	Nfld.	232	232	1
	188	141	141	141	161	161	161	161	322	1	Nfld.	232	232	1

YOUTH BOWLING COUNCIL - NATIONAL 5-PIN CHAMPIONSHIPS
Winnipeg, Man. May 1, 2, 3, 1962

BANTAM GIRLS SINGLES

SHIFT	POINT SUMMARY										PTS	
	B.C.	ALTA.	SASK.	MAN.	N.ONT.	S.ONT.	NFLD.	QUE.	N.B.	N.S.		N.W.T.
1	1	2	1	1	1	0	2	1	0	1	1	0
2	1	0	1	2	2	1	0	0	2	1	1	0
TOTAL	2	2	2	3	3	1	2	1	2	2	2	0
3	2	2	2	1	1	1	3	1	1	1	1	0
4	3	4	4	4	4	2	1	1	1	1	1	0
5	4	5	6	4	1	3	4	2	4	4	4	0
6	6	5	2	5	6	4	6	2	5	5	4	0
7	7	6	10	5	6	5	7	4	7	7	6	0
8	8	8	12	6	8	7	8	5	8	8	8	0
9	10	8	14	6	10	5	8	6	9	9	9	0
10	11	9	13	7	12	5	11	8	10	10	10	0
11	13	10	15	8	13	6	11	9	12	12	12	0
TOTAL	13	11	15	12	15	6	13	9	15	15	15	0
TIES			7827		187							
MEDALS			611		3162							
B.C.	BANTAM GIRLS SINGLES											
ALTA.	Jeanne Richardson	Varsity Ridge Lanes, Vancouver										
SASK.	Patsy Powell	Sherwood Park Bowl, Sherwood Park										
MAN.	Coral Bolton	Fairhaven Bowl, Saskatoon										
N.ONT.	Margan Taczak	Billy Mosienko Lanes, Winnipeg										
S.ONT.	Sarah Parolek	Galaxy Lanes, Thunder Bay										
NFLD.	Valerie Martin	Markham Centre, Markham										
QUE.	Jennifer Fitzpatrick	Caribou Lanes, Oronoville										
N.B.	Stephanie Cadioux	Enfouillant Ma Boile, Templeton										
N.S.	Melissa Kouratley	CFB Gagetown Bowl, Oromocto										
P.E.I.	Pamela Rinfret	CFB Greenwood Lanes, Greenwood										
N.W.T.	Rebecca Burke	Basilian Rec. Centre, Charlottetown										
	Stacey Pennington	Polar Bowl, Yellowknife										



Winnipeg Youth Bowling Council
Winnipeg, Man. 1962

SENIOR BOYS SINGLES

SENIOR BOYS SINGLES

SHIFT	1	2	TOTAL	POINTS	MATCH	1	2	TOTAL	POINTS
SHIFT # 1 Friday, May 1st 1:30 PM	171	242	413	2	Nld VS Nld	166	122	288	0
	265	239	504	1	Nld VS Nld	259	242	501	0
	196	211	407	0	N.S. VS N.S.	235	233	468	2
SHIFT # 2 Friday, May 1st 3:00 PM	157	237	394	1	N.W.T. VS S.Ont	157	237	394	1
	225	241	466	1	B.C. VS S.Ont	225	241	466	1
	193	193	386	0	N.W.T. VS Quo	258	236	494	2
SHIFT # 3 Friday, May 1st 4:30 PM	242	242	484	0	N.B. VS Nld	235	210	445	1
	248	242	490	0	B.C. VS N.Ont	219	213	432	2
	228	242	470	2	S.Ont VS S.Ont	242	242	484	0
SHIFT # 4 Saturday, May 2nd 9:00 AM	242	242	484	2	N.S. VS Man.	242	242	484	2
	242	242	484	2	N.S. VS N.Ont	242	242	484	2
	242	242	484	2	N.S. VS N.Ont	242	242	484	2
SHIFT # 5 Saturday, May 2nd 10:30 AM	242	242	484	2	N.S. VS N.Ont	242	242	484	2
	242	242	484	2	N.S. VS N.Ont	242	242	484	2
	242	242	484	2	N.S. VS N.Ont	242	242	484	2
SHIFT # 6 Saturday, May 2nd 2:00 PM	242	242	484	2	N.S. VS N.Ont	242	242	484	2
	242	242	484	2	N.S. VS N.Ont	242	242	484	2
	242	242	484	2	N.S. VS N.Ont	242	242	484	2
SHIFT # 7 Saturday, May 2nd 3:30 PM	242	242	484	2	N.S. VS N.Ont	242	242	484	2
	242	242	484	2	N.S. VS N.Ont	242	242	484	2
	242	242	484	2	N.S. VS N.Ont	242	242	484	2
SHIFT # 8 Saturday, May 2nd 5:00 PM	242	242	484	2	N.S. VS N.Ont	242	242	484	2
	242	242	484	2	N.S. VS N.Ont	242	242	484	2
	242	242	484	2	N.S. VS N.Ont	242	242	484	2
SHIFT # 9 Sunday, May 3rd 9:00 AM	242	242	484	2	N.S. VS N.Ont	242	242	484	2
	242	242	484	2	N.S. VS N.Ont	242	242	484	2
	242	242	484	2	N.S. VS N.Ont	242	242	484	2
SHIFT # 10 Sunday, May 3rd 10:30 AM	242	242	484	2	N.S. VS N.Ont	242	242	484	2
	242	242	484	2	N.S. VS N.Ont	242	242	484	2
	242	242	484	2	N.S. VS N.Ont	242	242	484	2
SHIFT # 11 Sunday, May 3rd 2:00 PM	242	242	484	2	N.S. VS N.Ont	242	242	484	2
	242	242	484	2	N.S. VS N.Ont	242	242	484	2
	242	242	484	2	N.S. VS N.Ont	242	242	484	2

SHIFT	PTS	N.W.T.	N.S.	N.B.	QUE.	NFLD.	S.Ont.	N.Ont.	MAN.	SASK.	ALTA.	B.C.	SHIFTS	PTS
1	12	1	1	0	1	2	1	1	1	1	2	1	1	12
2	12	0	2	1	2	1	1	1	1	1	1	0	2	12
TOTAL	24	1	3	1	3	3	2	2	2	2	3	1	3	24
3	12	0	1	1	1	0	2	1	1	1	1	2	1	12
4	12	0	1	1	1	1	1	1	1	1	1	1	1	12
5	12	0	1	1	1	1	1	1	1	1	1	1	1	12
6	12	0	1	1	1	1	1	1	1	1	1	1	1	12
7	12	0	1	1	1	1	1	1	1	1	1	1	1	12
8	12	0	1	1	1	1	1	1	1	1	1	1	1	12
9	12	0	1	1	1	1	1	1	1	1	1	1	1	12
10	12	0	1	1	1	1	1	1	1	1	1	1	1	12
11	12	0	1	1	1	1	1	1	1	1	1	1	1	12
TOTAL	132	0	11	11	11	11	11	11	11	11	11	11	11	132

SHIFT	PTS	N.W.T.	N.S.	N.B.	QUE.	NFLD.	S.Ont.	N.Ont.	MAN.	SASK.	ALTA.	B.C.	SHIFTS	PTS
1	12	1	1	0	1	2	1	1	1	1	2	1	1	12
2	12	0	2	1	2	1	1	1	1	1	1	0	2	12
TOTAL	24	1	3	1	3	3	2	2	2	2	3	1	3	24

SHIFT	PTS	N.W.T.	N.S.	N.B.	QUE.	NFLD.	S.Ont.	N.Ont.	MAN.	SASK.	ALTA.	B.C.	SHIFTS	PTS
1	12	1	1	0	1	2	1	1	1	1	2	1	1	12
2	12	0	2	1	2	1	1	1	1	1	1	0	2	12
TOTAL	24	1	3	1	3	3	2	2	2	2	3	1	3	24

SHIFT	PTS	N.W.T.	N.S.	N.B.	QUE.	NFLD.	S.Ont.	N.Ont.	MAN.	SASK.	ALTA.	B.C.	SHIFTS	PTS
1	12	1	1	0	1	2	1	1	1	1	2	1	1	12
2	12	0	2	1	2	1	1	1	1	1	1	0	2	12
TOTAL	24	1	3	1	3	3	2	2	2	2	3	1	3	24

SHIFT	PTS	N.W.T.	N.S.	N.B.	QUE.	NFLD.	S.Ont.	N.Ont.	MAN.	SASK.	ALTA.	B.C.	SHIFTS	PTS
1	12	1	1	0	1	2	1	1	1	1	2	1	1	12
2	12	0	2	1	2	1	1	1	1	1	1	0	2	12
TOTAL	24	1	3	1	3	3	2	2	2	2	3	1	3	24

SHIFT	PTS	N.W.T.	N.S.	N.B.	QUE.	NFLD.	S.Ont.	N.Ont.	MAN.	SASK.	ALTA.	B.C.	SHIFTS	PTS
1	12	1	1	0	1	2	1	1	1	1	2	1	1	12
2	12	0	2	1	2	1	1	1	1	1	1	0	2	12
TOTAL	24	1	3	1	3	3	2	2	2	2	3	1	3	24

SHIFT	PTS	N.W.T.	N.S.	N.B.	QUE.	NFLD.	S.Ont.	N.Ont.	MAN.	SASK.	ALTA.	B.C.	SHIFTS	PTS
1	12	1	1	0	1	2	1	1	1	1	2	1	1	12
2	12	0	2	1	2	1	1	1	1	1	1	0	2	12
TOTAL	24	1	3	1	3	3	2	2	2	2	3	1	3	24

SHIFT	PTS	N.W.T.	N.S.	N.B.	QUE.	NFLD.	S.Ont.	N.Ont.	MAN.	SASK.	ALTA.	B.C.	SHIFTS	PTS
1	12	1	1	0	1	2	1	1	1	1	2	1	1	12
2	12	0	2	1	2	1	1	1	1	1	1	0	2	12
TOTAL	24	1	3	1	3	3	2	2	2	2	3	1	3	24

SHIFT	PTS	N.W.T.	N.S.	N.B.	QUE.	NFLD.	S.Ont.	N.Ont.	MAN.	SASK.	ALTA.	B.C.	SHIFTS	PTS
1	12	1	1	0	1	2	1	1	1	1	2	1	1	12
2	12	0	2	1	2	1	1	1	1	1	1	0	2	12
TOTAL	24	1	3	1	3	3	2	2	2	2	3	1	3	24

SHIFT	PTS	N.W.T.	N.S.	N.B.	QUE.	NFLD.	S.Ont.	N.Ont.	MAN.	SASK.	ALTA.	B.C.	SHIFTS	PTS
1	12	1	1	0	1	2	1	1	1	1	2	1	1	12
2	12	0	2	1	2	1	1	1	1	1	1	0	2	12
TOTAL	24	1	3	1	3	3	2	2	2	2	3	1	3	24

SHIFT	PTS	N.W.T.	N.S.	N.B.	QUE.	NFLD.	S.Ont.	N.Ont.	MAN.	SASK.	ALTA.	B.C.	SHIFTS	PTS
1	12	1	1	0	1	2	1	1	1	1	2	1	1	12
2	12	0	2	1	2	1	1	1	1	1	1	0	2	12
TOTAL	24	1	3	1	3	3	2	2	2	2	3	1	3	24

SHIFT	PTS	N.W.T.	N.S.	N.B.	QUE.	NFLD.	S.Ont.	N.Ont.	MAN.	SASK.	ALTA.	B.C.	SHIFTS	PTS
1	12	1	1	0	1	2	1	1	1	1	2	1	1	12
2	12	0	2	1	2	1	1	1	1	1	1	0	2	12
TOTAL	24	1	3	1	3	3	2	2	2	2	3	1	3	24

SHIFT	PTS	N.W.T.	N.S.	N.B.	QUE.	NFLD.	S.Ont.	N.Ont.	MAN.	SASK.	ALTA.	B.C.	SHIFTS	PTS
1	12	1	1	0	1	2	1	1	1	1	2	1	1	12
2	12	0	2	1	2	1	1	1	1	1	1	0	2	12
TOTAL	24	1	3	1	3	3	2	2	2	2	3	1	3	24

SHIFT	PTS	N.W.T.	N.S.	N.B.	QUE.	NFLD.	S.Ont.	N.Ont.	MAN.	SASK.	ALTA.	B.C.	SHIFTS	PTS
1	12	1	1	0	1	2	1	1	1	1	2	1	1	12
2	12	0	2	1	2	1	1	1	1	1	1	0	2	12
TOTAL	24	1	3	1	3	3	2	2	2	2	3	1	3	24

SHIFT	PTS	N.W.T.	N.S.	N.B.	QUE.	NFLD.	S.Ont.	N.Ont.	MAN.	SASK.	ALTA.	B.C.	SHIFTS	PTS
1	12	1	1	0	1	2	1	1	1	1	2	1	1	12
2	12	0	2	1	2	1	1	1	1	1	1	0	2	12
TOTAL	24	1	3	1	3	3	2	2	2	2	3	1	3	24

SHIFT	PTS	N.W.T.	N.S.	N.B.	QUE.
-------	-----	--------	------	------	------



SENIOR GIRLS SINGLES

SHIFT	POINTS		POINTS		MATCH		POINTS		TOTAL	POINTS
	1	2	1	2	N.B.	P.E.I.	1	2		
SHIFT #1 Friday, May 1st 1:30 PM	174	220	VS	VS	220	220	VS	220	440	1
	174	220	N.Ont.	Que.	220	220	N.Ont.	220	440	1
	220	174	N.B.	Alta.	220	220	N.B.	220	440	1
	220	174	N.S.	Man.	220	220	N.S.	220	440	1
	220	174	N.W.T.	S.Ont.	220	220	N.W.T.	220	440	1
TOTAL	174	220	B.C.	Sask.	220	220	B.C.	220	440	0
SHIFT #2 Friday, May 1st 3:00 PM	220	174	VS	Que.	174	174	VS	174	348	1
	220	174	N.B.	N.Ont.	174	174	N.B.	174	348	1
	174	220	B.C.	Sask.	174	174	B.C.	174	348	1
	174	220	N.S.	Man.	174	174	N.S.	174	348	1
	174	220	N.W.T.	S.Ont.	174	174	N.W.T.	174	348	1
TOTAL	174	220	Alta.	Man.	174	174	Alta.	174	348	2
SHIFT #3 Friday, May 1st 4:30 PM	174	220	VS	N.Ont.	220	220	VS	220	440	1
	174	220	N.W.T.	B.C.	220	220	N.W.T.	220	440	1
	220	174	Sask.	Que.	220	220	Sask.	220	440	1
	220	174	P.E.I.	Alta.	220	220	P.E.I.	220	440	1
	220	174	N.S.	Man.	220	220	N.S.	220	440	1
TOTAL	174	220	Nfld.	N.Ont.	220	220	Nfld.	220	440	1
SHIFT #4 Saturday, May 2nd 9:00 AM	174	220	VS	Nfld.	220	220	VS	220	440	1
	174	220	Man.	N.Ont.	220	220	Man.	220	440	1
	220	174	Alta.	B.C.	220	220	Alta.	220	440	1
	220	174	S.Ont.	Sask.	220	220	S.Ont.	220	440	1
	220	174	N.W.T.	Que.	220	220	N.W.T.	220	440	1
TOTAL	174	220	P.E.I.	N.B.	220	220	P.E.I.	220	440	2
SHIFT #5 Saturday, May 2nd 10:30 AM	174	220	VS	Nfld.	220	220	VS	220	440	1
	174	220	Man.	N.Ont.	220	220	Man.	220	440	1
	220	174	Alta.	B.C.	220	220	Alta.	220	440	1
	220	174	S.Ont.	Sask.	220	220	S.Ont.	220	440	1
	220	174	N.W.T.	Que.	220	220	N.W.T.	220	440	1
TOTAL	174	220	P.E.I.	N.B.	220	220	P.E.I.	220	440	2
SHIFT #6 Saturday, May 2nd 2:00 PM	174	220	VS	Nfld.	220	220	VS	220	440	1
	174	220	Man.	N.Ont.	220	220	Man.	220	440	1
	220	174	Alta.	B.C.	220	220	Alta.	220	440	1
	220	174	S.Ont.	Sask.	220	220	S.Ont.	220	440	1
	220	174	N.W.T.	Que.	220	220	N.W.T.	220	440	1
TOTAL	174	220	P.E.I.	N.B.	220	220	P.E.I.	220	440	2
SHIFT #7 Saturday, May 2nd 3:30 PM	174	220	VS	Nfld.	220	220	VS	220	440	1
	174	220	Man.	N.Ont.	220	220	Man.	220	440	1
	220	174	Alta.	B.C.	220	220	Alta.	220	440	1
	220	174	S.Ont.	Sask.	220	220	S.Ont.	220	440	1
	220	174	N.W.T.	Que.	220	220	N.W.T.	220	440	1
TOTAL	174	220	P.E.I.	N.B.	220	220	P.E.I.	220	440	2
SHIFT #8 Saturday, May 2nd 3:00 PM	174	220	VS	Nfld.	220	220	VS	220	440	1
	174	220	Man.	N.Ont.	220	220	Man.	220	440	1
	220	174	Alta.	B.C.	220	220	Alta.	220	440	1
	220	174	S.Ont.	Sask.	220	220	S.Ont.	220	440	1
	220	174	N.W.T.	Que.	220	220	N.W.T.	220	440	1
TOTAL	174	220	P.E.I.	N.B.	220	220	P.E.I.	220	440	2
SHIFT #9 Sunday, May 3rd 9:00 AM	174	220	VS	Nfld.	220	220	VS	220	440	1
	174	220	Man.	N.Ont.	220	220	Man.	220	440	1
	220	174	Alta.	B.C.	220	220	Alta.	220	440	1
	220	174	S.Ont.	Sask.	220	220	S.Ont.	220	440	1
	220	174	N.W.T.	Que.	220	220	N.W.T.	220	440	1
TOTAL	174	220	P.E.I.	N.B.	220	220	P.E.I.	220	440	2
SHIFT #10 Sunday, May 3rd 10:30 AM	174	220	VS	Nfld.	220	220	VS	220	440	1
	174	220	Man.	N.Ont.	220	220	Man.	220	440	1
	220	174	Alta.	B.C.	220	220	Alta.	220	440	1
	220	174	S.Ont.	Sask.	220	220	S.Ont.	220	440	1
	220	174	N.W.T.	Que.	220	220	N.W.T.	220	440	1
TOTAL	174	220	P.E.I.	N.B.	220	220	P.E.I.	220	440	2
SHIFT #11 Sunday, May 3rd 2:00 PM	174	220	VS	Nfld.	220	220	VS	220	440	1
	174	220	Man.	N.Ont.	220	220	Man.	220	440	1
	220	174	Alta.	B.C.	220	220	Alta.	220	440	1
	220	174	S.Ont.	Sask.	220	220	S.Ont.	220	440	1
	220	174	N.W.T.	Que.	220	220	N.W.T.	220	440	1
TOTAL	174	220	P.E.I.	N.B.	220	220	P.E.I.	220	440	2

Winnipeg, Man. May 1, 2, 3, 1992

YOUTH BOWLING COUNCIL - NATIONAL 5-PIN CHAMPIONSHIPS

SENIOR GIRLS SINGLES

SHIFT	POINT SUMMARY										PTS		
	B.C.	Alta.	Sask.	Man.	N.Ont.	S.Ont.	Nfld.	Que.	N.B.	N.S.		N.W.T.	P.E.I.
1	2	1	0	2	1	0	1	1	1	0	2	1	12
2	1	1	0	1	1	2	1	1	1	0	1	1	12
3	2	2	0	3	2	2	2	2	2	0	3	2	24
TOTAL	5	4	0	6	5	4	4	4	4	0	6	4	36
4	2	2	1	4	3	3	3	3	3	0	4	3	12
5	2	3	1	5	4	4	4	4	4	0	5	4	48
6	2	1	1	3	2	2	2	2	2	0	3	2	12
7	1	6	2	7	6	5	5	5	5	1	6	5	72
8	1	2	1	3	2	2	2	2	2	0	3	2	12
9	1	6	2	7	6	5	5	5	5	1	6	5	96
10	0	2	2	4	3	3	3	3	3	0	4	3	108
11	2	4	2	6	5	4	4	4	4	1	5	4	120
TOTAL	15	28	8	33	28	22	22	22	22	1	33	22	132
TIES													
MEDALS	50/60												
SENIOR GIRLS SINGLES													
B.C.	Yvonne Walker	Lincoln Lennox, Vernon											
Alta.	Deanna Helms	Border Bowl, Lloydminster											
Sask.	Elizabeth Clark	Prairie Lakes, Regina											
Man.	Margie Crowe	St. James Lennox, Winnipeg											
N. Ont.	Krista Crawford	Kenora Bowl, Kenora											
S. Ont.	Paula Gilling	Kingsway Centre, Welland											
Nfld.	Tracy Ann Cairnes	Centre Bowl, Corner Brook											
Que.	Melanie Temesso	EnRocher Ma Boile, Templeton											
N.B.	Mary Graves	CFB Gagetown Bowl, Oromocto											
N.S.	Alison Matthews	Swainsburg Lennox, Sheburne											
P.E.I.	Shelley Cole	Kensington Rec Centre, Kensington											
N.W.T.	Michal Haener	Polar Bowl, Yellowknife											
SHIFT # 7													
		Nfld.	Que.	P.E.I.	Sask.	Man.	N.Ont.	S.Ont.	N.B.	N.S.	N.W.T.	P.E.I.	
SHIFT # 8													
		Nfld.	Que.	P.E.I.	Sask.	Man.	N.Ont.	S.Ont.	N.B.	N.S.	N.W.T.	P.E.I.	
SHIFT # 9													
		Nfld.	Que.	P.E.I.	Sask.	Man.	N.Ont.	S.Ont.	N.B.	N.S.	N.W.T.	P.E.I.	
SHIFT # 10													
		Nfld.	Que.	P.E.I.	Sask.	Man.	N.Ont.	S.Ont.	N.B.	N.S.	N.W.T.	P.E.I.	
SHIFT # 11													
		Nfld.	Que.	P.E.I.	Sask.	Man.	N.Ont.	S.Ont.	N.B.	N.S.	N.W.T.	P.E.I.	





BANTAM BOYS TEAMS

1	2	3	TOTAL POINTS	1	2	3	TOTAL POINTS
888 ✓ 869 ✓ 824 ✓ 2581	Sask. vs. Sask.	725 ✓ 856 ✓ 875 ✓ 2456	1				
860 ✓ 710 ✓ 689 ✓ 2259	Alta. vs. Nfld.	885 ✓ 841 ✓ 785 ✓ 2511	2				
780 ✓ 754 ✓ 770 ✓ 2304	N.Ont. vs. S.Ont.	852 ✓ 821 ✓ 760 ✓ 2433	3				
	B.C.	BYE					
778 ✓ 763 ✓ 770 ✓ 2311	N.Ont. vs. Alta.	848 ✓ 788 ✓ 790 ✓ 2426	2				
760 ✓ 796 ✓ 746 ✓ 2302	S.Ont. vs. B.C.	758 ✓ 715 ✓ 751 ✓ 2224	1				
842 ✓ 834 ✓ 853 ✓ 2529	Nfld. vs. Man.	823 ✓ 824 ✓ 791 ✓ 2438	1				
	SASK.	BYE					
805 ✓ 852 ✓ 857 ✓ 2514	N.Ont. vs. Nfld.	858 ✓ 782 ✓ 803 ✓ 2443	1				
646 ✓ 777 ✓ 685 ✓ 2108	S.Ont. vs. B.C.	749 ✓ 828 ✓ 757 ✓ 2334	3				
947 ✓ 926 ✓ 869 ✓ 2742	N.Ont. vs. Sask.	838 ✓ 750 ✓ 775 ✓ 2363	0				
	NFLD.	BYE					
802 ✓ 808 ✓ 866 ✓ 2476	Man. vs. S.Ont.	697 ✓ 756 ✓ 743 ✓ 2196	0				
808 ✓ 842 ✓ 766 ✓ 2416	Sask. vs. N.Ont.	635 ✓ 723 ✓ 829 ✓ 2187	3				
753 ✓ 839 ✓ 817 ✓ 2389	B.C. vs. Nfld.	831 ✓ 828 ✓ 881 ✓ 2539	3				
	ALTA.	BYE					
960 ✓ 656 ✓ 558 ✓ 2174	S.Ont. vs. Nfld.	762 ✓ 824 ✓ 900 ✓ 2586	1				
887 ✓ 794 ✓ 810 ✓ 2491	Alta. vs. Sask.	742 ✓ 839 ✓ 751 ✓ 2332	1				
829 ✓ 852 ✓ 828 ✓ 2509	Man. vs. B.C.	838 ✓ 823 ✓ 765 ✓ 2426	2				
	N.Ont.	BYE					
710 ✓ 720 ✓ 846 ✓ 2376	Sask. vs. Nfld.	860 ✓ 751 ✓ 778 ✓ 2389	2				
769 ✓ 875 ✓ 739 ✓ 2383	B.C. vs. N.Ont.	745 ✓ 684 ✓ 675 ✓ 2104	0				
781 ✓ 724 ✓ 829 ✓ 2334	S.Ont. vs. Alta.	791 ✓ 844 ✓ 518 ✓ 2153	2				
	MAN.	BYE					
849 ✓ 758 ✓ 789 ✓ 2496	Nfld. vs. N.Ont.	810 ✓ 771 ✓ 712 ✓ 2293	1				
820 ✓ 643 ✓ 749 ✓ 2212	Sask. vs. B.C.	710 ✓ 740 ✓ 695 ✓ 2145	1				
745 ✓ 785 ✓ 914 ✓ 2444	Alta. vs. Man.	864 ✓ 814 ✓ 863 ✓ 2541	2				
	S.Ont.	BYE					



YOUTH BOWLING COUNCIL NATIONAL 5-PIN CHAMPIONSHIPS


Winnipeg, Manitoba
May 1, 2, 3, 1992


BANTAM BOYS TEAMS

POINT SUMMARY

SHIFT	B.C.	ALTA.	SASK.	MAN.	N.Ont.	S.Ont.	NFLD.
1	BYE	1	1	2	0	3	2
2	1	2	BYE	1	1	2	9
TOTAL	1	3	1	3	1	5	11
3	1	2	0	3	0	3	18
TOTAL	2	5	1	6	1	8	9
4	0	BYE	2	3	1	0	3
TOTAL	2	5	3	9	2	8	7
5	2	2	1	1	BYE	2	9
TOTAL	4	7	4	10	2	10	45
6	3	2	1	BYE	0	1	9
TOTAL	7	9	5	10	2	11	54
7	1	1	2	2	1	BYE	2
TOTAL	8	10	7	12	3	11	63
TIES				814			713
MEDALS				1 Gold		Bronze	716

B.C.	ALTA.	SASK.	MAN.	N.Ont.	S.Ont.	NFLD.
Scottdale Lanes, Surrey						
Riverside Bowl, Red Deer						
Glencain Bowl, Regina						
Dakota Lanes, Winnipeg						
Plaza Bowl, Sudbury						
Waterloo Lanes, Waterloo						
Plaza Bowl, St. John's						





JUNIOR BOYS TEAMS

1	2	3	TOTAL	POINTS	1	2	3	TOTAL	POINTS
922 ✓ 587	946	2835	805	1398 ✓ 971 ✓	vs. Sask.	805	1398 ✓ 971 ✓	2894	2
942 ✓ 544	583 ✓	1829	vs. Nfld.	1033 ✓ 883	vs. Nfld.	1033 ✓ 883	921 ✓	2237	1
1058 ✓ 1150	595 ✓	2198	vs. N.Ont.	1028	vs. S.Ont.	1123	992 ✓	3153	1
			...	BYE	...				
851 ✓ 1071	1114 ✓	3026	vs. Alta.	1002 ✓	1026	816	2854	1	
839 ✓ 939	873 ✓	2771	vs. B.C.	989 ✓	846	836	2655	1	
824 ✓ 777	906 ✓	2587	vs. Man.	1047 ✓	836 ✓	853	2746	2	
			SASK	...					
984 ✓ 1060	1015 ✓	2858	vs. B.C.	859 ✓	859	799	2557	0	
995 ✓ 1024	872 ✓	2955	vs. Man.	1023 ✓	1066 ✓	950 ✓	3119	3	
1051 ✓ 883	930 ✓	2844	vs. Sask.	925 ✓	958 ✓	829	2712	1	
			NFLD.	...					
1011 ✓ 1177	1009 ✓	2897	vs. Man.	1072 ✓	915	1075	3062	1	
857 ✓ 805	940 ✓	2627	vs. Sask.	924 ✓	929	893	2646	1	
918 ✓ 799	972 ✓	2689	vs. B.C.	958 ✓	926 ✓	819	2613	1	
			ALTA.	...					
867 ✓ 900	974 ✓	2669	vs. Nfld.	817	856	849	2572	0	
905 ✓ 871	886 ✓	2602	vs. Sask.	740 ✓	901 ✓	897	2539	2	
997 ✓ 931	851 ✓	2799	vs. B.C.	801 ✓	895	819	2555	0	
			N.Ont.	...					
774 ✓ 877	821 ✓	2502	vs. Sask.	885 ✓	824	846	2555	1	
853 ✓ 1024	771 ✓	2650	vs. B.C.	922 ✓	908	1081 ✓	3078	2	
968 ✓ 833	850 ✓	2751	vs. S.Ont.	828	827	854 ✓	2641	1	
			MAN.	...					
947 ✓ 790	886	2623	vs. Nfld.	889	1051 ✓	1037 ✓	2873	2	
910 ✓ 723	782	2445	vs. Sask.	814	820 ✓	871 ✓	2505	2	
908 ✓ 1031	779	2718	vs. Man.	282 ✓	1080 ✓	1023 ✓	2915	2	
			S.Ont.	...					




YOUTH BOWLING COUNCIL NATIONAL 5-PIN CHAMPIONSHIPS

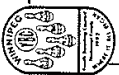
Winnipeg, Manitoba
May 1, 2, 3, 1992

JUNIOR BOYS TEAMS

POINT SUMMARY									
SHIFT	B.C.	ALTA.	SASK.	MAN.	N.Ont.	S.Ont.	NFLD.		
1	BYE	2	2	1	2	1	1		
2	1	1	BYE	2	2	2	1		
TOTAL	1	3	2	3	4	3	2		
3	0	3	1	3	0	2	BYE		
TOTAL	1	6	3	6	4	5	2		
4	2	BYE	2	2	1	1	1		
TOTAL	3	6	5	8	5	6	3		
5	0	1	2	3	BYE	3	0		
TOTAL	3	7	7	11	5	9	3		
6	1	1	2	BYE	2	2	3		
TOTAL	4	2	9	11	7	11	4		
7	2	1	1	2	2	BYE	1		
TOTAL	6	4	10	13	9	11	5		
TIES									
MEDALS	Bronze Gold Silver								

JUNIOR BOYS TEAMS	Man.	Alta.	N.Ont.	S.Ont.	Man.	Alta.	N.Ont.	S.Ont.	Sask.	Nfld.
Varsity Ridge Lanes, Vancouver										
Chinook Bowls, Calgary										
Fairhaven Bowl, Saskatoon										
Dakota Lanes, Winnipeg										
Valley Bowl, Chelmsford										
Kent Lanes, Ottawa										
Park Bowl, Carleton Place										





JUNIOR GIRLS TEAMS

1	2	3	TOTAL POINTS			1	2	3	TOTAL POINTS
			Man.	Alta.	N.Ont.				
826 ✓	757	844	2447	1	Sask.	870	888 ✓	805 ✓	2501
804 ✓	859	838	2501	0	Nfld.	823 ✓	847 ✓	886 ✓	2536
814 ✓	807	848	2463	2	S.Ont.	814	861	812	2487
					B.C.				
870 ✓	826	845	2541	2	N.Ont.	812	840 ✓	870	2522
862 ✓	885	1068	2815	3	S.Ont.	874	851	866	2591
911 ✓	827	776	2514	1	Nfld.	871	842	889	2642
					SASK.				
812	813	807	2432	0	Alta.	854 ✓	867	902	2623
955	810	828	2593	1	N.Ont.	1008 ✓	873 ✓	777	2658
804	897	882	2583	1	S.Ont.	866 ✓	808	933	2607
					NFLD.				
852	806	723	2381	0	Man.	876 ✓	1009 ✓	985 ✓	2870
820 ✓	824	860	2504	2	Sask.	820	895	762	2477
887	967	889	2743	3	B.C.	843	853	802	2508
					ALTA.				
887	794	909	2590	1	S.Ont.	835 ✓	835 ✓	814	2484
884 ✓	863	804	2551	1	Alta.	856	877	880	2613
822 ✓	919	743	2524	2	Man.	874	864	916	2654
					N.Ont.				
802	831	1011	2744	2	Sask.	880 ✓	884	859	2623
870 ✓	850	1094	2814	3	B.C.	900 ✓	811	877	2588
890	789	752	2431	1	S.Ont.	746	824	897	2467
					MAN.				
886	899	863	2648	1	Nfld.	940 ✓	827	894	2661
907	870	934	2711	1	Sask.	881	1005 ✓	1039	2925
746	720	875	2341	0	Alta.	836 ✓	940	884	2660
					S.Ont.				



YOUTH BOWLING COUNCIL NATIONAL 5-PIN CHAMPIONSHIPS

Winnipeg, Manitoba
May 1, 2, 3, 1992

JUNIOR GIRLS TEAMS

POINT SUMMARY

SHIFT	B.C.	ALTA.	SASK.	MAN.	N.Ont.	S.Ont.	NFLD.
1	BYE	0	2	1	2	1	3
2	0	1	BYE	2	2	3	9
TOTAL	0	1	2	3	4	4	18
3	3	0	2	2	1	1	9
TOTAL	3	0	4	5	5	5	27
4	3	BYE	2	0	1	3	9
TOTAL	6	1	6	5	6	6	36
5	1	1	2	2	BYE	1	9
TOTAL	7	2	8	7	6	8	45
6	3	2	2	BYE	0	1	9
TOTAL	10	4	10	7	6	10	54
7	2	0	1	3	2	BYE	9
TOTAL	12	4	11	10	8	10	63


TIES 7 808

MEDALS 5/10/22

8/26/26

JUNIOR GIRLS TEAMS

B.C.	ALTA.	SASK.	MAN.	N.Ont.	S.Ont.	NFLD.
Scotisdale Lanes, Surrey						
Vermilion Bowl, Vermilion						
Eastview Bowl, Saskatoon						
Windsor Lanes, Winnipeg						
Pinchill Bowl, Lively						
Fleetway Centre, London						
Plaza Bowl, St. Johns						



WHERE IT ALL BEGAN
National Finals
1992



SENIOR GIRLS TEAMS

1	2	3	TOTAL POINTS			1	2	3	TOTAL	POINTS
			Man.	vs.	Sask.					
912	932	913	287	1	Man.	870	1018	944	2832	2
116	1031	582	3676	2	Alta.	917	988	580	2525	1
844	932	544	1808	1	N.Ont.	988	908	912	2868	2
					B.C.					
					...					
824	1014	847	2205	1	N.Ont.	1031	910	933	2931	2
1159	955	222	2296	2	B.C.	938	923	1035	2899	1
932	922	903	2757	1	Nfld.	944	894	916	2854	2
					SASK					
					...					
917	1058	1053	2928	0	Alta.	1032	1130	1311	3473	3
1003	887	845	2735	0	N.Ont.	1005	1028	1002	2935	3
949	966	1002	2917	2	S.Ont.	849	1033	862	2744	1
					NFLD.					
					...					
1055	1079	984	3118	2	Man.	869	889	916	2674	1
861	1029	956	2846	2	Sask.	963	978	812	2753	1
815	820	894	2529	1	B.C.	873	949	939	2761	2
					ALTA.					
					...					
764	1006	859	2629	0	S.Ont.	944	1031	908	2883	3
1055	1094	1101	3250	3	Alta.	963	960	927	2850	0
1029	860	923	2812	1	Man.	909	903	987	2899	2
					N.Ont.					
					...					
836	920	923	2679	2	Sask.	968	1025	948	2941	3
1005	888	1013	2906	2	B.C.	946	879	1044	2869	1
1123	909	915	2947	1	S.Ont.	896	1003	967	2866	2
					MAN.					
					...					
1009	990	1054	3053	3	Nfld.	888	932	870	2690	0
813	1012	872	2767	1	Sask.	983	873	1099	2955	2
951	1023	941	2915	1	Alta.	1020	1053	913	2986	2
					S.Ont.					
					...					



YOUTH BOWLING COUNCIL NATIONAL 5-PIN CHAMPIONSHIPS

Winnipeg, Manitoba
May 1, 2, 3, 1992

SENIOR GIRLS TEAMS

POINT SUMMARY

SHIFT	B.C.	ALTA.	SASK.	MAN.	N.Ont.	S.Ont.	NFLD.
1	BYE	2	2	1	1	2	1
2	1	2	BYE	2	1	2	1
TOTAL	1	4	2	3	2	4	2
3	3	0	1	3	0	2	BYE
TOTAL	4	4	3	6	2	6	2
4	1	BYE	2	2	1	1	2
TOTAL	5	4	5	4	3	7	4
5	2	3	0	9	BYE	0	3
TOTAL	7	7	5	9	3	7	7
6	2	2	0	BYE	1	1	3
TOTAL	9	9	5	9	4	8	10
7	12	1	1	2	0	BYE	3
TOTAL	11	10	6	11	4	8	13

TIES 7920
MEDALS 71024
71024

SENIOR GIRLS TEAMS

B.C.	ALTA.	SASK.	MAN.	N.Ont.	S.Ont.	NFLD.
5th Avenue Bowladrome, Prince George						
Riverside Bowl, Red Deer						
EastView Bowl, Saskatoon						
Dakota Lanes, Winnipeg						
Rendez-Vous, Surgeon Falls						
Echo Bowl, Brandon						
Plaza Bowl, St. Johns						

