

# 2019 FIVEPIN BANTAM BOY SINGLES / GARÇONS BANTAM INDIVIDUELS CINQ QUILLES

Game: 1 2 3 4 5 6 7 8 9 10 11 12 13 14 15 16 17 18 19 20 21 22 TOTALS:

<b>MANITOBA</b>																						<b>GOLD</b>	
Logan Newton, Rossmere Lanes, Winnipeg																							
<b>Pinfall</b>	167	226	213	189	211	158	199	194	176	223	217	173	192	196	199	184	184	210	208	142	167	213	192.77
<b>Points</b>	1	1	1	0	1	1	1	1	1	1	1	1	1	1	0	1	1	1	1	0	1	1	19

<b>SOUTHERN ONTARIO</b>																						<b>SILVER</b>	
Ryan Luker, Echo Bowl, Brantford																							
<b>Pinfall</b>	251	207	182	246	178	175	165	264	167	178	127	170	231	157	194	157	243	176	163	184	272	208	195.23
<b>Points</b>	1	1	0	1	1	1	1	1	1	1	0	1	1	0	1	0	1	1	0	1	1	1	17

<b>ALBERTA</b>																						<b>BRONZE</b>	
Milan Murphy, St. Albert Bowling Centre, St. Albert																							
<b>Pinfall</b>	158	180	183	174	148	196	140	159	185	170	180	182	132	144	190	214	184	145	254	183	157	152	173.18
<b>Points</b>	0	0	1	1	1	1	1	1	1	0	1	1	0	1	1	1	1	0	1	0	1	0	15

<b>QUEBEC</b>																							
Xavier Leblanc, Paris Bowl, Gatineau																							
<b>Pinfall</b>	161	129	169	252	124	186	197	146	159	155	167	157	138	167	148	187	188	195	206	148	149	192	169.09
<b>Points</b>	1	0	1	1	0	1	1	0	1	1	1	0	0	1	0	1	1	1	1	1	1	0	15

<b>SASKATCHEWAN</b>																							
Keeran Pillai, Glencairn Bolodrome, Regina																							
<b>Pinfall</b>	184	134	234	219	174	156	177	167	172	229	281	210	167	193	216	208	173	280	171	144	148	205	192.82
<b>Points</b>	1	0	1	1	1	1	0	0	0	1	1	0	0	1	1	1	0	1	1	0	1	1	14

<b>NORTHERN ONTARIO</b>																							
Zackary Meier, Galaxy Lanes, Thunder Bay																							
<b>Pinfall</b>	147	162	146	107	175	175	131	142	135	174	171	130	195	177	142	222	177	120	266	146	226	184	165.91
<b>Points</b>	1	1	0	0	0	1	0	1	1	0	0	0	1	1	0	1	1	0	1	1	1	1	13

<b>BRITISH COLUMBIA</b>																							
Sawyer Niedziejko, Falcon Bowling Lanes, Kamloops																							
<b>Pinfall</b>	125	119	138	167	168	156	124	137	177	211	174	194	165	103	125	138	148	146	150	155	138	134	149.64
<b>Points</b>	0	0	0	1	0	0	0	1	0	1	1	1	1	0	1	0	0	1	1	1	0	1	11

<b>NEWFOUNDLAND</b>																							
Devante King, Plaza Bowl, St. John's																							
<b>Pinfall</b>	113	155	95	139	182	156	170	132	181	127	146	232	132	130	161	160	102	122	152	159	135	155	147.09
<b>Points</b>	0	1	1	0	1	0	.5	0	1	0	1	1	0	1	0	1	0	1	0	1	0	0	10.5

<b>PRINCE EDWARD ISLAND</b>																							
Aidan Arsenault, Summerside Bowling Lanes, Summerside																							
<b>Pinfall</b>	163	123	161	147	135	129	143	100	138	173	115	129	155	140	176	154	124	118	143	96	119	126	136.68
<b>Points</b>	1	0	1	0	1	0	1	0	0	1	0	1	1	0	1	0	1	0	0	1	0	0	10

<b>NOVA SCOTIA</b>																							
Jacob Hopkins, Swansburg Bowling Lanes, Shelburne																							
<b>Pinfall</b>	143	136	106	81	114	111	102	116	66	118	124	114	140	135	112	121	99	145	71	127	110	138	114.95
<b>Points</b>	0	1	0	0	0	0	0	1	0	0	0	0	1	0	0	0	0	0	0	0	0	1	4

<b>NORTHWEST TERRITORIES</b>																							
Taylan Hill, Lizard's Lounge & Lanes, Hay River																							
<b>Pinfall</b>	112	99	106	88	96	114	170	131	79	111	86	107	84	133	85	101	99	106	87	115	94	99	104.64
<b>Points</b>	0	0	0	1	0	0	.5	0	0	0	0	0	0	0	.5	0	0	0	0	0	0	0	2

<b>NEW BRUNSWICK</b>																							
Gabe Warren, CFB Gagetown Bowling Lanes, Oromocto																							
<b>Pinfall</b>	119	117	74	64	60	93	95	85	88	123	99	90	85	79	85	83	140	97	86	72	93	108	92.50
<b>Points</b>	0	1	0	0	0	0	0	0	0	0	0	0	0	0	.5	0	0	0	0	0	0	0	1.5

## STEPLADDER EVENT

**RYAN LUKER (S. ON) 249**  
#2 Cede

**MILAN MURPHY (AB) 160 BRONZE**  
#3 Cede

**LOGAN NEWTON (MB) 222 GOLD**

#1 Cede

**RYAN LUKER (S. ON) 148 SILVER**

Winner of Match 1

**LOGAN NEWTON (MB)**

2019 Bantam Boys Singles Champion

# 2019 FIVEPIN BANTAM GIRL SINGLES / FILLES BANTAM INDIVIDUELS CINQ QUILLES

Game: 1 2 3 4 5 6 7 8 9 10 11 12 13 14 15 16 17 18 19 20 21 22 TOTALS:

## NEWFOUNDLAND

**GOLD**

Vanessa Elliott-Lynch, Plaza Bowl, St. John's

Pinfall	205	222	215	188	193	190	168	267	173	193	179	211	189	150	209	179	236	178	208	159	225	198	197.05
Points	1	1	1	0	1	1	1	1	1	1	0	1	1	1	1	1	1	1	1	0	1	1	19

## SASKATCHEWAN

**SILVER**

Akeira Anseth, Cut Knife Country Lanes, Cut Knife

Pinfall	179	186	174	190	159	175	196	160	160	157	213	138	218	188	127	172	187	121	191	204	194	171	175.45
Points	0	1	1	1	1	1	1	0	1	0	1	0	1	1	0	1	1	1	1	1	1	1	17

## NOVA SCOTIA

**BRONZE**

Keerie Gavel, Swansburg Bowling Lanes, Shelburne

Pinfall	173	204	142	192	189	146	154	164	168	133	152	135	179	201	182	165	178	168	145	184	187	154	167.95
Points	1	1	1	1	0	1	0	1	0	0	0	1	1	1	1	0	0	1	1	1	1	1	15

## SOUTHERN ONTARIO

Nyla Landry, Olympia Bowl, Cornwall

Pinfall	165	146	194	198	191	141	134	182	175	188	168	133	138	174	124	166	110	119	152	158	145	186	158.50
Points	1	0	.5	1	1	1	1	1	1	1	0	0	0	1	0	1	1	0	0	1	0	1	13.5

## QUEBEC

Zoélie Chamberland, Salle de Quilles King Pin, Gatineau

Pinfall	106	218	160	180	135	140	143	155	161	163	169	149	135	128	150	175	122	141	157	154	159	151	152.32
Points	1	0	1	1	0	1	0	1	1	1	1	1	0	0	1	1	0	1	0	1	0	0	13

## NEW BRUNSWICK

Ellie Smith, CFB Gagetown Bowling Lanes, Oromocto

Pinfall	159	142	135	113	151	126	105	121	100	166	135	155	126	144	102	148	133	172	137	132	1190	149	183.68
Points	1	1	0	1	1	1	0	0	0	1	0	1	0	0	0	0	0	1	1	1		1	11

## ALBERTA

Hermionie Daling, Shamrock Lanes, Airdrie

Pinfall	146	146	187	140	187	157	185	141	123	167	140	131	178	153	121	149	139	150	114	131	142	161	149.45
Points	1	1	1	0	1	0	1	0	0	0	1	0	1	0	1	1	0	0	0	0	1	0	10

## MANITOBA

Saddie Olson, Dakota Bowling, Winnipeg

Pinfall	149	133	194	144	201	131	130	191	144	134	147	122	169	170	138	139	180	166	154	171	145	203	157.05
Points	0	0	.5	0	1	0	0	1	1	0	1	0	0	0	1	0	1	0	1	1	0	1	9.5

## PRINCE EDWARD ISLAND

Sierra Roberts, Murphy's Community Centre, Charlottetown

Pinfall	104	153	136	158	150	154	114	112	129	169	193	128	140	151	127	179	202	117	164	121	118	123	142.82
Points	0	1	0	0	0	0	0	0	0	1	1	0	1	1	0	1	1	0	1	0	0	0	8

## BRITISH COLUMBIA

Peyton Pettigrew, Smithers Bowl, Smithers

Pinfall	151	131	145	107	128	135	132	160	122	123	111	128	168	136	112	119	128	156	140	95	159	134	132.73
Points	0	0	0	0	0	0	1	1	0	1	0	0	1	1	0	0	0	1	0	0	1	0	7

## NORTHERN ONTARIO

Emilie Gamache, Mid-Town Bowl, Timmins

Pinfall	155	143	144	161	161	111	124	135	105	115	133	161	129	101	84	143	155	131	100	149	245	168	138.77
Points	0	0	0	1	0	0	1	0	1	0	0	1	0	0	0	0	1	0	0	0	1	0	6

## NORTHWEST TERRITORIES

Ivy Boden, Lizard's Lounge & Lanes, Hay River

Pinfall	100	86	116	118	164	130	127	175	89	125	120	135	109	121	132	84	106	155	112	125	114	123	121.18
Points	0	0	0	0	0	0	0	0	0	0	1	1	0	0	1	0	0	0	0	0	0	0	3

## STEPLADDER EVENT

**AKEIRA ANSETH (SASK) 188**

#2 Cede

**KEERIE GAVEL (NS) 179 BRONZE**

#3 Cede

**VANESSA ELLIOTT-LYNCH (NL) 188 GOLD**

#1 Cede

**AKEIRA ANSETH (SASK) 148 SILVER**

Winner of Match 1

**VANESSA ELLIOTT-LYNCH (NL)**

2019 Bantam Girls Singles Champion

# 2019 FIVEPIN JUNIOR BOY SINGLES / GARÇONS JUNIOR INDIVIDUELS CINQ QUILLES

Game: 1 2 3 4 5 6 7 8 9 10 11 12 13 14 15 16 17 18 19 20 21 22 TOTALS:

## MANITOBA

**GOLD**

Alex Thompson, Dakota Bowling, Winnipeg

<b>Pinfall</b>	171	266	233	240	170	249	283	188	388	240	175	328	242	199	165	242	253	202	185	178	236	236	230.41	
<b>Points</b>	0	1	1	1	0	1	1	1	1	1	0	1	.5	1	0	1	1	1	1	1	0	1	1	16.5

## SASKATCHEWAN

**SILVER**

Nathan Rauckman, Eastview Bowl, Saskatoon

<b>Pinfall</b>	340	175	238	148	197	222	209	219	177	223	246	211	268	216	218	219	309	254	264	294	181	273	231.86	
<b>Points</b>	1	1	1	0	1	0	1	0	0	1	1	1	1	1	1	1	1	1	1	1	1	0	1	17

## ALBERTA

**BRONZE**

Nathan Wudkevich, Chinook Bowladrome, Calgary

<b>Pinfall</b>	217	212	178	245	298	242	148	210	229	269	284	283	242	287	247	214	207	258	188	265	249	268	238.18
<b>Points</b>	1	0	0	1	1	1	.5	0	1	1	1	1	.5	1	1	1	0	1	0	1	1	0	15

## SOUTHERN ONTARIO

Ethan D'Sa, NEB's Funworld, Oshawa

<b>Pinfall</b>	269	193	190	223	219	271	257	233	191	258	238	205	233	158	221	221	193	163	232	190	204	213	217.05
<b>Points</b>	1	1	0	0	1	1	1	1	1	0	1	1	1	0	0	1	1	0	0	0	1	1	14

## PRINCE EDWARD ISLAND

Hayden Cotton, Summerside Bowling Lanes, Summerside

<b>Pinfall</b>	165	171	240	260	227	265	225	264	257	168	176	163	184	282	249	174	206	189	243	143	204	185	210.91
<b>Points</b>	0	0	1	1	1	1	1	1	0	1	0	1	1	1	1	0	1	0	1	0	0	0	13

## NEWFOUNDLAND

Kyle Slade, Riverdale Lanes, Conception Bay South

<b>Pinfall</b>	234	244	160	259	272	203	180	264	283	189	189	164	201	192	214	246	264	202	212	281	212	190	220.68
<b>Points</b>	0	0	0	1	1	0	1	1	1	0	1	0	0	1	0	1	1	1	1	1	1	0	12

## QUEBEC

Yohann Danis, Salon de Quilles Greber, Gatineau

<b>Pinfall</b>	166	301	260	232	203	221	190	217	216	208	207	247	131	175	253	205	154	237	202	200	196	216	210.77
<b>Points</b>	1	1	1	0	1	0	0	1	1	0	0	0	0	1	1	1	0	1	0	0	0	0	10

## NORTHERN ONTARIO

Ashton Vachon, Mid-Town Bowl, Timmins

<b>Pinfall</b>	272	147	173	159	166	222	223	223	277	189	206	148	202	226	172	197	181	215	285	357	204	191	210.68
<b>Points</b>	1	0	0	0	0	1	0	0	1	1	1	0	0	0	0	0	1	0	1	1	1	1	10

## NEW BRUNSWICK

Jordan Barton, CFB Gagetown Bowling Lanes, Oromocto

<b>Pinfall</b>	237	146	309	232	212	204	246	252	209	222	244	247	167	138	165	183	154	187	213	215	239	187	209.45
<b>Points</b>	1	0	1	0	0	0	0	1	0	0	0	0	0	0	0	0	0	1	1	1	1	1	8

## BRITISH COLUMBIA

Zakk Hamilton, Lincoln Lanes, Vernon

<b>Pinfall</b>	172	174	256	291	163	243	182	199	173	180	196	151	159	145	230	209	210	161	196	215	167	137	191.32
<b>Points</b>	0	0	1	1	0	1	0	0	0	0	1	1	0	0	1	0	0	0	0	0	0	0	6

## NORTHWEST TERRITORIES

Grady Stabel, Kingpin Centre, Yellowknife

<b>Pinfall</b>	145	236	224	227	149	188	146	172	185	152	178	135	174	170	200	142	151	141	168	204	135	178	172.73
<b>Points</b>	0	1	0	1	0	0	0	0	0	0	0	0	1	0	1	0	0	0	0	1	0	1	6

## NOVA SCOTIA

Josh Hopkins, Swansburg Bowling Lanes, Shelburne

<b>Pinfall</b>	162	208	137	156	143	138	148	208	136	217	205	152	171	196	137	121	168	148	194	204	223	122	167.91
<b>Points</b>	0	1	0	0	0	0	.5	0	0	1	0	0	1	0	0	0	0	0	0	0	1	0	4.5

## STEPLADDER EVENT

**NATHAN RAUCKMAN (SK) 190 - 226 SILVER**

#1 Cede

**ALEX THOMPSON (MB) 273**

#2 Cede

**ALEX THOMPSON (MB)**

2019 Junior Boys Singles Champion

**ALEX THOMPSON (MB) 369 - 299 GOLD**

Winner of Match 1

**NATHAN WUDKEVICH (AB) 170 BRONZE**

#3 Cede

# 2019 FIVEPIN JUNIOR GIRL SINGLES / FILLES JUNIOR INDIVIDUELS CINQ QUILLES

Game: 1 2 3 4 5 6 7 8 9 10 11 12 13 14 15 16 17 18 19 20 21 22 TOTALS:

## ALBERTA

**GOLD**

Natalya Langevin, Parellel Lanes, St. Paul

<b>Pinfall</b>	195	194	304	227	248	211	196	178	203	288	192	205	214	170	212	284	228	205	184	229	200	249	218.91	
<b>Points</b>	1	0	1	0	1	0	1	1	0	1	0	1	1	0	0	1	1	0	1	1	1	1	1	14

## MANITOBA

**SILVER**

Cailin Laurent, Polo Park Bowling Centre, Winnipeg

<b>Pinfall</b>	192	218	192	218	262	198	216	218	176	236	259	203	178	227	230	153	203	248	221	169	190	220	210.32
<b>Points</b>	1	1	0	1	1	1	0	1	1	1	1	1	0	1	1	0	0	1	1	0	0	1	15

## SASKATCHEWAN

**BRONZE**

Cassia Montgomery, South Hill Bowling Centre, Moose Jaw

<b>Pinfall</b>	185	282	223	209	223	230	263	242	237	196	206	201	187	184	223	205	199	206	225	284	234	209	220.59	
<b>Points</b>	0	1	1	0	1	0	1	1	1	1	1	1	0	1	0	1	1	0	1	1	1	1	0	15

## BRITISH COLUMBIA

Teya Levasseur, Scottsdale Lanes, Surrey

<b>Pinfall</b>	180	242	131	188	215	202	253	147	318	176	202	208	174	184	203	212	213	212	185	159	177	220	200.05
<b>Points</b>	0	1	0	1	0	1	1	0	1	0	1	1	0	1	1	1	1	1	1	0	0	1	14

## NEWFOUNDLAND

Amy Harris, Plaza Bowl, St. John's

<b>Pinfall</b>	204	280	193	276	236	215	163	242	219	183	208	174	198	228	181	159	209	267	258	211	254	162	214.55	
<b>Points</b>	1	1	0	1	1	1	1	1	0	0	1	0	0	1	.5	0	0	1	1	1	1	1	0	13.5

## NORTHERN ONTARIO

Felicity Eckensviller, Tri Town Bowl, Haileybury

<b>Pinfall</b>	176	188	240	237	185	235	228	215	182	182	255	191	203	231	222	160	180	245	183	280	224	206	211.27	
<b>Points</b>	0	0	1	1	0	1	1	0	1	1	0	0	1	1	1	0	0	1	0	1	1	1	1	13

## SOUTHERN ONTARIO

Shelby Cavanagh, Strike Point Bowling Centre, Lindsay

<b>Pinfall</b>	281	199	232	222	344	225	183	174	188	224	150	229	262	169	134	206	224	157	184	176	226	146	206.14	
<b>Points</b>	1	1	1	0	1	1	1	0	1	0	0	1	1	0	0	1	1	0	0	0	0	1	0	12

## PRINCE EDWARD ISLAND

Emma McInnis, Summerside Bowling Lanes, Summerside

<b>Pinfall</b>	169	170	167	165	229	287	210	207	169	203	145	175	171	173	181	213	181	237	173	203	176	171	189.77	
<b>Points</b>	0	0	1	0	1	1	0	1	0	1	0	1	1	0	.5	1	0	1	0	1	0	1	1	11.5

## QUEBEC

Shani-Li Madore, Salon de Quilles Greber, Gatineau

<b>Pinfall</b>	138	180	223	216	224	172	161	158	237	209	246	191	165	164	247	185	188	173	227	202	218	197	196.41	
<b>Points</b>	1	0	0	1	0	0	0	0	1	1	1	0	0	0	1	1	0	0	0	1	1	0	0	9

## NOVA SCOTIA

Haley Egan, Swansburg Bowling Lanes, Shelburne

<b>Pinfall</b>	207	111	150	153	140	197	145	172	135	127	191	216	193	172	154	132	190	156	202	179	122	148	163.27
<b>Points</b>	1	0	0	1	0	0	0	0	0	0	0	0	1	1	0	0	1	0	1	0	0	1	7

## NEW BRUNSWICK

Alexa Russell, CFB Gagetown Bowling Lanes, Oromocto

<b>Pinfall</b>	176	210	197	187	185	141	150	217	191	171	220	168	179	199	178	147	205	234	146	113	204	172	181.36
<b>Points</b>	0	1	1	0	0	0	0	1	0	0	1	0	0	0	0	0	1	1	0	0	0	0	6

## NORTHWEST TERRITORIES

Morgan Stabel, Kingpin Centre, Yellowknife

<b>Pinfall</b>	120	158	135	134	105	148	132	130	109	173	128	127	181	167	193	152	112	137	166	134	129	121	140.50
<b>Points</b>	0	0	0	0	0	0	0	0	0	0	0	0	1	0	1	0	0	0	0	0	0	0	2

## STEPLADDER EVENT

**CAILIN LAURENT (MB) 256 - 166 SILVER**

#1 Cede

**CASSIA MONTGOMERY (SK) 162 BRONZE**

#2 Cede

**NATALYA LANGEVIN (AB)**

2019 Junior Girls Singles Champion

**NATALYA LANGEVIN (AB) 293 - 246 GOLD**

Winner of Match 1

**NATALYA LANGEVIN (AB) 191**

#3 Cede

# 2019 FIVEPIN SENIOR BOY SINGLES / GARÇONS SENIOR INDIVIDUELS CINQ QUILLES

Game: 1 2 3 4 5 6 7 8 9 10 11 12 13 14 15 16 17 18 19 20 21 22 TOTALS:

## NEWFOUNDLAND

SCHOLAR: 254.07

**GOLD**

Matthew Coady, Paradise Bowl, Paradise

<b>Pinfall</b>	201	282	255	239	277	235	253	183	203	302	329	257	242	203	243	233	227	268	313	246	290	365	256.64
<b>Points</b>	0	1	1	0	1	1	1	0	0	1	1	1	0	0	1	0	1	1	1	1	1	1	15

## MANITOBA

SCHOLAR: 241.26

**SILVER**

Coby Maxwell, Rossmere Lanes, Winnipeg

<b>Pinfall</b>	260	207	300	230	260	193	222	194	227	248	273	212	235	246	273	213	276	307	194	279	272	238	243.59
<b>Points</b>	1	0	1	1	1	1	0	1	1	0	1	1	1	1	1	1	1	1	0	1	0	1	17

## BRITISH COLUMBIA

SCHOLAR: 265.59

**BRONZE**

Daniel Dooley, Galaxy Bowl, Abbotsford

<b>Pinfall</b>	314	227	207	256	215	390	353	256	266	277	209	314	286	224	267	238	219	198	355	204	235	279	263.14
<b>Points</b>	1	1	0	1	0	1	1	1	1	1	0	1	1	0	1	1	0	0	1	0	1	1	15

## SOUTHERN ONTARIO

SCHOLAR: 243.59

John Blatherwick, Bowlerama, Barrie

<b>Pinfall</b>	222	217	210	274	313	226	291	212	242	282	321	207	320	238	241	241	166	191	263	257	196	228	243.55
<b>Points</b>	0	1	0	1	1	1	1	0	1	1	1	1	1	0	1	0	0	0	1	1	0	1	14

## ALBERTA

SCHOLAR: 231.96

Kory Larabie, Bonnie Doon Bowling Lanes, Edmonton

<b>Pinfall</b>	250	248	219	246	230	213	196	193	327	259	290	160	233	170	299	207	197	238	223	233	205	212	229.45
<b>Points</b>	1	1	1	1	1	0	0	0	1	0	1	0	0	0	1	1	0	1	1	0	0	1	12

## NORTHERN ONTARIO

SCHOLAR: 215.15

Joseph Phillips, Whitewater Lanes, Azilda

<b>Pinfall</b>	202	225	191	211	162	223	210	200	238	247	250	223	221	223	209	290	194	241	226	219	227	200	219.64
<b>Points</b>	1	1	1	0	0	0	1	1	1	0	0	0	0	1	0	1	1	1	1	0	1	0	12

## SASKATCHEWAN

SCHOLAR: 217.74

Steven Gyori, Glencairn Bolodrome, Regina

<b>Pinfall</b>	213	164	266	213	280	172	182	229	172	194	163	244	351	157	248	192	275	200	201	211	215	204	215.73
<b>Points</b>	1	0	1	0	1	0	0	1	0	1	1	0	1	0	0	1	1	1	0	1	1	0	12

## QUEBEC

SCHOLAR: 230.07

Jonathan Rheaume-Charbonneau, Paris Bowl, Gatineau

<b>Pinfall</b>	321	183	152	245	241	235	195	245	255	197	209	240	250	251	188	217	238	236	219	223	253	192	226.59
<b>Points</b>	1	0	0	1	0	0	1	1	0	1	0	1	1	1	0	1	0	0	0	1	1	0	11

## NEW BRUNSWICK

SCHOLAR: 203.04

Ryan Nitz, CFB Gagetown Bowling Lanes, Oromocto

<b>Pinfall</b>	179	175	194	192	200	256	182	179	276	162	221	175	219	205	178	180	188	278	180	173	210	133	197.05
<b>Points</b>	0	1	0	0	1	1	0	0	1	0	0	0	1	1	1	0	0	1	0	1	0	0	9

## NORTHWEST TERRITORIES

SCHOLAR: 202.70

Devyn Bartlett, Lizard's Lounge & Lanes, Hay River

<b>Pinfall</b>	244	169	177	186	160	152	225	147	198	200	228	279	236	197	168	192	270	208	221	156	160	157	196.82
<b>Points</b>	0	0	0	0	0	0	0	0	0	1	1	1	0	1	0	0	1	0	1	0	0	0	6

## NOVA SCOTIA

SCHOLAR: 171.81

Levon Mullen, Swansburg Bowling Lanes, Shelburne

<b>Pinfall</b>	181	172	134	204	171	152	211	186	179	160	124	171	148	216	209	113	199	192	154	166	146	178	171.18
<b>Points</b>	0	0	0	1	0	0	1	1	0	0	0	0	0	1	0	0	0	0	0	0	0	1	5

## PRINCE EDWARD ISLAND

SCHOLAR: 198.52

Ben Cormier, Summerside Bowling Lanes, Summerside

<b>Pinfall</b>	141	146	222	194	188	198	209	203	159	197	231	230	200	217	201	204	200	177	197	149	330	186	199.05
<b>Points</b>	0	0	1	0	0	1	0	0	0	0	0	0	0	0	0	0	1	0	0	0	1	0	4

## STEPLADDER EVENT

COBY MAXWELL (MB) 250 - 223 SILVER

#1 Cede

DANIEL DOOLEY (BC) 205 BRONZE

#2 Cede

MATTHEW COADY (NF) 256 - 296 GOLD

Winner of Match 1

MATTHEW COADY (NF)

2019 Senior Boys Singles Champion

MATTHEW COADY (NL) 318

#3 Cede

# 2019 FIVEPIN SENIOR GIRL SINGLES / FILLES SENIOR INDIVIDUELS CINQ QUILLES

Game: 1 2 3 4 5 6 7 8 9 10 11 12 13 14 15 16 17 18 19 20 21 22 TOTALS:

<b>BRITISH COLUMBIA</b>																						SCHOLAR: 243.15	<b>GOLD</b>
Madison Richter, Smithers Bowl, Smithers																							
Pinfall	221	281	224	212	287	224	220	348	290	242	312	260	196	189	233	214	224	232	224	183	236	299	243.23
Points	1	1	0	0	1	0	1	1	1	1	1	1	1	0	1	1	0	1	0	0	1	1	15

<b>MANITOBA</b>																						SCHOLAR: 238.44	<b>SILVER</b>
Brooke Goulet, Rossmere Lanes, Winnipeg																							
Pinfall	298	268	305	166	231	198	206	229	189	235	191	231	237	245	232	290	282	239	252	303	221	232	240.00
Points	1	0	1	0	1	0	0	1	0	1	0	1	1	1	1	1	1	1	1	1	1	0	15

<b>QUEBEC</b>																						SCHOLAR: 223.22	<b>BRONZE</b>	
Cloée Riendeau, Salle de Quilles King Pin, Gatineau																								
Pinfall	197	222	204	197	209	244	245	247	220	170	208	210	234	261	249	215	241	259	231	215	187	254	223.59	
Points	0	1	0	1	0	1	1	0	1	0	0	1	1	1	1	1	1	1	1	1	1	0	1	15

<b>ALBERTA</b>																						SCHOLAR: 244.37	
Teagan Makar, St. Albert Bowling Centre, St. Albert																							
Pinfall	268	290	264	300	261	208	335	254	258	222	175	180	235	272	180	296	229	218	201	235	221	333	247.05
Points	1	1	1	1	1	1	1	1	0	0	0	0	0	1	0	1	1	0	1	0	1	1	14

<b>PRINCE EDWARD ISLAND</b>																						SCHOLAR: 221.52	
Sherry Wedge, Summerside Bowling Lanes, Summerside																							
Pinfall	228	268	209	172	169	260	157	254	209	252	260	215	204	206	222	192	251	154	245	225	218	355	223.86
Points	0	1	1	0	0	1	0	0	1	1	1	0	0	1	1	0	1	0	1	1	0	1	12

<b>SASKATCHEWAN</b>																						SCHOLAR: 227.89	
Liah Schmidt, Bolorama Lanes, Regina																							
Pinfall	222	289	257	254	278	250	242	176	280	247	151	198	187	185	212	231	185	259	243	246	228	221	229.14
Points	0	1	1	1	0	0	0	0	1	1	0	1	0	0	0	1	0	1	1	1	1	0	11

<b>SOUTHERN ONTARIO</b>																						SCHOLAR: 226.81	
Theresa Coombs-Ronaldson, North Park Bowl, Toronto																							
Pinfall	187	218	256	185	242	269	195	189	237	251	221	250	202	185	210	230	196	281	238	262	163	197	221.09
Points	0	0	0	0	1	1	0	1	1	1	1	1	0	0	0	1	1	1	0	1	0	0	11

<b>NORTHERN ONTARIO</b>																						SCHOLAR: 214.70	
Valerie Quackenbush, Garson Bowl, Garson																							
Pinfall	222	279	226	181	238	230	243	227	255	192	215	234	222	185	210	222	212	222	253	162	147	184	216.41
Points	0	0	1	0	0	1	1	1	1	0	1	0	1	0	1	0	0	0	1	0	0	0	9

<b>NEW BRUNSWICK</b>																						SCHOLAR: 203.15	
Samantha Horne, CFB Gagetown Bowling Lanes, Oromocto																							
Pinfall	225	257	211	232	198	182	203	219	147	233	228	188	247	165	208	169	248	181	192	179	184	273	207.68
Points	0	1	1	1	1	0	1	1	0	0	1	0	1	0	0	0	1	0	0	0	0	0	9

<b>NORTHWEST TERRITORIES</b>																						SCHOLAR: 221.04	
Nicole Irwin, Lizard's Lounge & Lanes, Hay River																							
Pinfall	239	228	239	249	196	236	206	178	211	208	198	234	178	204	248	223	166	211	215	163	257	249	215.27
Points	1	0	0	0	0	0	1	0	0	0	0	1	0	1	1	0	0	1	0	0	1	1	8

<b>NOVA SCOTIA</b>																						SCHOLAR: 195.63	
Tristin Whitman, Swansburg Bowling Lanes, Shelburne																							
Pinfall	260	270	200	283	147	237	195	189	208	182	171	177	182	230	205	165	150	166	207	188	208	194	200.64
Points	1	0	0	1	1	1	0	0	0	1	1	0	0	0	0	0	0	0	0	1	1	0	8

<b>NEWFOUNDLAND</b>																						SCHOLAR: 180.15	
Helena McCarthy, Centre Bowl, Corner Brook																							
Pinfall	234	150	177	190	132	127	151	172	206	140	182	154	232	176	163	181	157	204	193	162	201	255	179.05
Points	1	0	0	1	0	0	0	0	0	0	0	0	1	1	0	0	0	0	0	0	0	1	5

## STEPLADDER EVENT

<b>BROOKE GOULET (MB) 262</b> #2 Cede	<b>MADISON RICHTER (BC) 300 GOLD</b> #1 Cede	<b>MADISON RICHTER (BC)</b> 2019 Senior Girls Singles Champion
<b>CLOEE RIENDEAU (QC) 206 BRONZE</b> #3 Cede	<b>BROOKE GOULET (MB) 273 SILVER</b> Winner of Match 1	

# 2019 FIVEPIN BANTAM BOYS DOUBLES / DOUBLES GARÇONS CINQ QUILLES

**Game:**    1    2    3    4    5    6    7    8    9    10    11    12    13    14    **AVG:**

<b>QUEBEC</b>	<b>Salon de Quilles Greber, Gatineau</b>	<b>Cede # 1</b>	<b>GOLD</b>												
Mikael Madore	214	194	236	274	196	241	195	226	299	169	188	219	229	188	219.14
Anthony Therrien	134	182	166	156	137	148	167	134	182	203	159	131	196	175	162.14

<b>TEAM TOTALS:</b>	<b>348</b>	<b>376</b>	<b>402</b>	<b>430</b>	<b>333</b>	<b>389</b>	<b>362</b>	<b>360</b>	<b>481</b>	<b>372</b>	<b>347</b>	<b>350</b>	<b>425</b>	<b>363</b>	<b>381.29</b>
<b>POINTS/WINS:</b>	<b>1</b>	<b>1</b>	<b>1</b>	<b>1</b>	<b>0</b>	<b>1</b>	<b>0</b>	<b>1</b>	<b>1</b>	<b>1</b>	<b>1</b>	<b>1</b>	<b>1</b>	<b>1</b>	<b>12</b>

<b>BRITISH COLUMBIA</b>	<b>Lincoln Lanes, Vernon</b>	<b>Cede # 2</b>	<b>SILVER</b>												
Lukas Rachwalski	174	171	168	196	167	118	169	147	190	113	172	132	167	147	159.36
Reece Chisholm	217	171	167	187	162	154	174	134	124	141	197	155	144	123	160.71

<b>TEAM TOTALS:</b>	<b>391</b>	<b>342</b>	<b>335</b>	<b>383</b>	<b>329</b>	<b>272</b>	<b>343</b>	<b>281</b>	<b>314</b>	<b>254</b>	<b>369</b>	<b>287</b>	<b>311</b>	<b>270</b>	<b>320.07</b>
<b>POINTS/WINS:</b>	<b>1</b>	<b>0</b>	<b>0</b>	<b>1</b>	<b>1</b>	<b>1</b>	<b>1</b>	<b>0</b>	<b>0</b>	<b>1</b>	<b>1</b>	<b>0</b>	<b>1</b>	<b>1</b>	<b>9</b>

<b>ALBERTA</b>	<b>Sherwood Bowl, Sherwood Park</b>	<b>Cede # 3</b>	<b>BRONZE</b>												
Skyler Penner	123	171	149	122	135	108	124	128	153	135	113	178	111	180	137.86
JD Hyslop	216	186	126	136	184	170	246	167	168	181	147	177	205	216	180.36

<b>TEAM TOTALS:</b>	<b>339</b>	<b>357</b>	<b>275</b>	<b>258</b>	<b>319</b>	<b>278</b>	<b>370</b>	<b>295</b>	<b>321</b>	<b>316</b>	<b>260</b>	<b>355</b>	<b>316</b>	<b>396</b>	<b>318.21</b>
<b>POINTS/WINS:</b>	<b>1</b>	<b>1</b>	<b>0</b>	<b>0</b>	<b>1</b>	<b>0</b>	<b>1</b>	<b>1</b>	<b>1</b>	<b>0</b>	<b>0</b>	<b>1</b>	<b>0</b>	<b>1</b>	<b>8</b>

<b>SOUTHERN ONTARIO</b>	<b>NEB's Funworld, Oshawa</b>														
Carson Bouvier	164	174	139	132	128	144	201	131	227	128	133	142	163	149	153.93
Lucas Kelloway	176	205	175	223	145	157	133	154	217	158	186	176	145	143	170.93

<b>TEAM TOTALS:</b>	<b>340</b>	<b>379</b>	<b>314</b>	<b>355</b>	<b>273</b>	<b>301</b>	<b>334</b>	<b>285</b>	<b>444</b>	<b>286</b>	<b>319</b>	<b>318</b>	<b>308</b>	<b>292</b>	<b>324.86</b>
<b>POINTS/WINS:</b>	<b>0</b>	<b>1</b>	<b>1</b>	<b>1</b>	<b>1</b>	<b>1</b>	<b>0</b>	<b>0</b>	<b>0</b>	<b>0</b>	<b>1</b>	<b>1</b>	<b>0</b>	<b>0</b>	<b>7</b>

<b>SASKATCHEWAN</b>	<b>Eastview Bowl, Saskatoon</b>														
Reed Morelli	193	126	200	115	157	156	128	167	194	167	205	184	146	186	166.00
Kaden Bardal-Dupre	154	133	158	142	179	170	142	165	146	123	154	149	144	166	151.79

<b>TEAM TOTALS:</b>	<b>347</b>	<b>259</b>	<b>358</b>	<b>257</b>	<b>336</b>	<b>326</b>	<b>270</b>	<b>332</b>	<b>340</b>	<b>290</b>	<b>359</b>	<b>333</b>	<b>290</b>	<b>352</b>	<b>317.79</b>
<b>POINTS/WINS:</b>	<b>0</b>	<b>0</b>	<b>1</b>	<b>0</b>	<b>1</b>	<b>1</b>	<b>0</b>	<b>1</b>	<b>1</b>	<b>1</b>	<b>0</b>	<b>0</b>	<b>1</b>	<b>0</b>	<b>7</b>

<b>MANITOBA</b>	<b>Dakota Bowling, Winnipeg</b>														
Alex Emslie	174	183	158	165	173	159	194	195	192	218	182	170	179	238	184.29
Martin Turner	100	143	145	107	108	124	119	112	112	148	147	145	121	113	124.57

<b>TEAM TOTALS:</b>	<b>274</b>	<b>326</b>	<b>303</b>	<b>272</b>	<b>281</b>	<b>283</b>	<b>313</b>	<b>307</b>	<b>304</b>	<b>366</b>	<b>329</b>	<b>315</b>	<b>300</b>	<b>351</b>	<b>308.86</b>
<b>POINTS/WINS:</b>	<b>1</b>	<b>0</b>	<b>0</b>	<b>0</b>	<b>0</b>	<b>0</b>	<b>1</b>	<b>1</b>	<b>0</b>	<b>1</b>	<b>0</b>	<b>1</b>	<b>1</b>	<b>1</b>	<b>7</b>

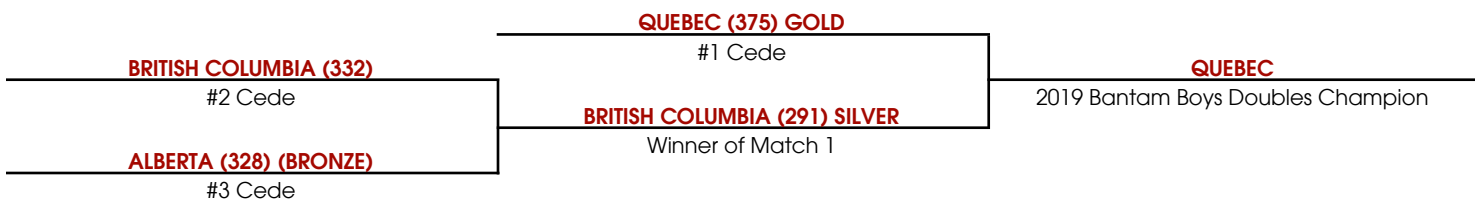
<b>NORTHERN ONTARIO</b>	<b>Garson Bowl, Garson</b>														
Zachary Burton	70	136	122	75	108	66	148	147	44	86	116	110	88	81	99.79
Ryan Burton	166	175	190	150	124	174	160	125	115	106	190	103	120	154	146.57

<b>TEAM TOTALS:</b>	<b>236</b>	<b>311</b>	<b>312</b>	<b>225</b>	<b>232</b>	<b>240</b>	<b>308</b>	<b>272</b>	<b>159</b>	<b>192</b>	<b>306</b>	<b>213</b>	<b>208</b>	<b>235</b>	<b>246.36</b>
<b>POINTS/WINS:</b>	<b>0</b>	<b>1</b>	<b>1</b>	<b>0</b>	<b>0</b>	<b>0</b>	<b>1</b>	<b>0</b>	<b>0</b>	<b>0</b>	<b>1</b>	<b>0</b>	<b>0</b>	<b>0</b>	<b>4</b>

<b>NEWFOUNDLAND</b>	<b>Plaza Bowl, St. John's</b>														
Joseph Manyo	110	171	151	155	111	137	138	134	146	134	160	157	158	148	143.57
Quinn Power	149	161	127	147	144	125	125	135	96	90	138	148	118	124	130.50

<b>TEAM TOTALS:</b>	<b>259</b>	<b>332</b>	<b>278</b>	<b>302</b>	<b>255</b>	<b>262</b>	<b>263</b>	<b>269</b>	<b>242</b>	<b>224</b>	<b>298</b>	<b>305</b>	<b>276</b>	<b>272</b>	<b>274.07</b>
<b>POINTS/WINS:</b>	<b>0</b>	<b>0</b>	<b>0</b>	<b>1</b>	<b>0</b>	<b>0</b>	<b>0</b>	<b>0</b>	<b>1</b>	<b>0</b>	<b>0</b>	<b>0</b>	<b>0</b>	<b>0</b>	<b>2</b>

## STEPLADDER EVENT





# 2019 FIVEPIN BANTAM GIRLS DOUBLES / DOUBLES FILLES CINQ QUILLES

**Game:**    1    2    3    4    5    6    7    8    9    10    11    12    13    14    **AVG:**

<b>NORTHERN ONTARIO</b>	<b>Superior Bowladrome, Thunder Bay</b>	<b>Cede # 3</b>	<b>GOLD</b>												
Karmyn Zewiec	159	115	174	145	131	207	119	168	133	137	127	141	160	167	148.79
Kayleen Kajorinne	145	291	194	225	152	226	155	133	128	186	178	190	116	122	174.36

<b>TEAM TOTALS:</b>	<b>304</b>	<b>406</b>	<b>368</b>	<b>370</b>	<b>283</b>	<b>433</b>	<b>274</b>	<b>301</b>	<b>261</b>	<b>323</b>	<b>305</b>	<b>331</b>	<b>276</b>	<b>289</b>	<b>323.14</b>
<b>POINTS/WINS:</b>	<b>1</b>	<b>1</b>	<b>1</b>	<b>1</b>	<b>0</b>	<b>1</b>	<b>0</b>	<b>1</b>	<b>0</b>	<b>1</b>	<b>0</b>	<b>1</b>	<b>0</b>	<b>1</b>	<b>9</b>

<b>SOUTHERN ONTARIO</b>	<b>Marcin Bowl, Point Edward</b>	<b>Cede # 1</b>	<b>SILVER</b>												
Kennedy Keating	177	256	204	162	206	161	198	164	189	153	217	180	167	171	186.07
Kailey Milner	201	126	119	190	132	139	158	197	182	136	126	114	139	150	150.64

<b>TEAM TOTALS:</b>	<b>378</b>	<b>382</b>	<b>323</b>	<b>352</b>	<b>338</b>	<b>300</b>	<b>356</b>	<b>361</b>	<b>371</b>	<b>289</b>	<b>343</b>	<b>294</b>	<b>306</b>	<b>321</b>	<b>336.71</b>
<b>POINTS/WINS:</b>	<b>0</b>	<b>1</b>	<b>0</b>	<b>1</b>	<b>1</b>	<b>1</b>	<b>1</b>	<b>1</b>	<b>1</b>	<b>0</b>	<b>1</b>	<b>0</b>	<b>1</b>	<b>1</b>	<b>10</b>

<b>QUEBEC</b>	<b>Salle de Quilles Danis, Gatineau</b>	<b>Cede # 2</b>	<b>BRONZE</b>												
Mégane Parent	157	182	151	163	149	190	205	140	231	141	152	143	151	149	164.57
Mégane Villeneuve	246	215	204	149	122	202	165	204	132	129	219	125	208	188	179.14

<b>TEAM TOTALS:</b>	<b>403</b>	<b>397</b>	<b>355</b>	<b>312</b>	<b>271</b>	<b>392</b>	<b>370</b>	<b>344</b>	<b>363</b>	<b>270</b>	<b>371</b>	<b>268</b>	<b>359</b>	<b>337</b>	<b>343.71</b>
<b>POINTS/WINS:</b>	<b>1</b>	<b>1</b>	<b>1</b>	<b>0</b>	<b>0</b>	<b>1</b>	<b>1</b>	<b>1</b>	<b>0</b>	<b>0</b>	<b>1</b>	<b>0</b>	<b>1</b>	<b>1</b>	<b>9</b>

<b>SASKATCHEWAN</b>	<b>Glencairn Bolodrome, Regina</b>														
Taelar Kerr	165	178	187	155	134	148	182	131	147	174	156	169	256	196	169.86
Braxtyn Day	137	135	135	122	140	163	148	149	196	149	121	135	102	127	139.93

<b>TEAM TOTALS:</b>	<b>302</b>	<b>313</b>	<b>322</b>	<b>277</b>	<b>274</b>	<b>311</b>	<b>330</b>	<b>280</b>	<b>343</b>	<b>323</b>	<b>277</b>	<b>304</b>	<b>358</b>	<b>323</b>	<b>309.79</b>
<b>POINTS/WINS:</b>	<b>0</b>	<b>0</b>	<b>0</b>	<b>0</b>	<b>1</b>	<b>1</b>	<b>1</b>	<b>0</b>	<b>1</b>	<b>1</b>	<b>1</b>	<b>1</b>	<b>1</b>	<b>0</b>	<b>8</b>

<b>ALBERTA</b>	<b>Bonnie Doon Bowling Lanes, Edmonton</b>														
Sadie Pidcock	130	149	154	166	148	112	136	152	152	152	185	130	154	203	151.64
Arwin Jenkins	141	165	178	126	196	172	159	125	120	137	123	124	169	142	148.36

<b>TEAM TOTALS:</b>	<b>271</b>	<b>314</b>	<b>332</b>	<b>292</b>	<b>344</b>	<b>284</b>	<b>295</b>	<b>277</b>	<b>272</b>	<b>289</b>	<b>308</b>	<b>254</b>	<b>323</b>	<b>345</b>	<b>300.00</b>
<b>POINTS/WINS:</b>	<b>0</b>	<b>1</b>	<b>1</b>	<b>1</b>	<b>1</b>	<b>0</b>	<b>0</b>	<b>0</b>	<b>0</b>	<b>1</b>	<b>1</b>	<b>1</b>	<b>0</b>	<b>1</b>	<b>8</b>

<b>NEWFOUNDLAND</b>	<b>Plaza Bowl, St. John's</b>														
Abigail Johnson	121	114	146	127	148	100	178	112	137	137	112	135	155	150	133.71
Paige White	142	218	177	135	151	180	157	141	158	133	137	117	122	137	150.36

<b>TEAM TOTALS:</b>	<b>263</b>	<b>332</b>	<b>323</b>	<b>262</b>	<b>299</b>	<b>280</b>	<b>335</b>	<b>253</b>	<b>295</b>	<b>270</b>	<b>249</b>	<b>252</b>	<b>277</b>	<b>287</b>	<b>284.07</b>
<b>POINTS/WINS:</b>	<b>1</b>	<b>0</b>	<b>1</b>	<b>0</b>	<b>1</b>	<b>0</b>	<b>1</b>	<b>1</b>	<b>1</b>	<b>0</b>	<b>0</b>	<b>0</b>	<b>0</b>	<b>0</b>	<b>6</b>

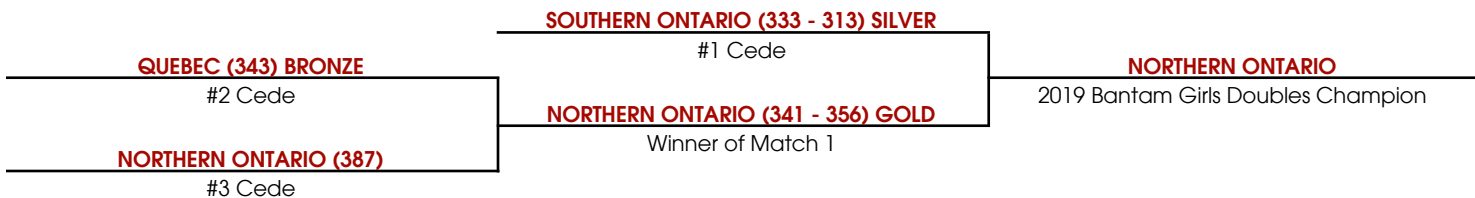
<b>BRITISH COLUMBIA</b>	<b>Grandview Bowling Lanes, Vancouver</b>														
Shelby Han	154	90	159	136	127	117	100	134	197	177	122	137	117	119	134.71
Mia Archeck	150	148	137	145	146	126	158	140	160	115	129	187	186	112	145.64

<b>TEAM TOTALS:</b>	<b>304</b>	<b>238</b>	<b>296</b>	<b>281</b>	<b>273</b>	<b>243</b>	<b>258</b>	<b>274</b>	<b>357</b>	<b>292</b>	<b>251</b>	<b>324</b>	<b>303</b>	<b>231</b>	<b>280.36</b>
<b>POINTS/WINS:</b>	<b>1</b>	<b>0</b>	<b>0</b>	<b>1</b>	<b>0</b>	<b>0</b>	<b>0</b>	<b>0</b>	<b>1</b>	<b>1</b>	<b>0</b>	<b>1</b>	<b>0</b>	<b>0</b>	<b>5</b>

<b>MANITOBA</b>	<b>Polo Park Bowling Centre, Winnipeg</b>														
Kaydence Blue	110	216	144	112	147	192	154	110	131	128	117	124	149	135	140.64
Sadie Vokey	146	137	149	131	134	108	173	132	141	124	100	105	147	183	136.43

<b>TEAM TOTALS:</b>	<b>256</b>	<b>353</b>	<b>293</b>	<b>243</b>	<b>281</b>	<b>300</b>	<b>327</b>	<b>242</b>	<b>272</b>	<b>252</b>	<b>217</b>	<b>229</b>	<b>296</b>	<b>318</b>	<b>277.07</b>
<b>POINTS/WINS:</b>	<b>0</b>	<b>0</b>	<b>0</b>	<b>0</b>	<b>0</b>	<b>0</b>	<b>0</b>	<b>0</b>	<b>0</b>	<b>0</b>	<b>0</b>	<b>0</b>	<b>1</b>	<b>0</b>	<b>1</b>

## STEPLADDER EVENT

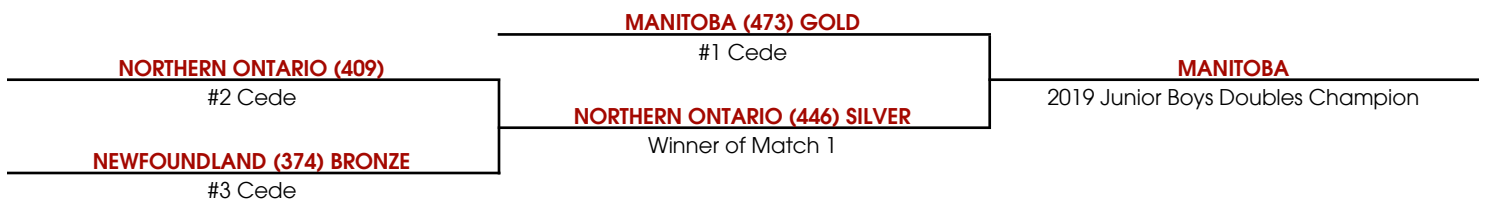




# 2019 FIVEPIN JUNIOR BOYS DOUBLES / DOUBLES JUNIOR GARÇONS CINQ QUILLES

Game:	1	2	3	4	5	6	7	8	9	10	11	12	13	14	AVG:	
<b>MANITOBA</b>	<b>Rossmere Lanes, Winnipeg</b>														<b>Cede # 1</b>	<b>GOLD</b>
Aiden Newton	224	205	225	264	215	276	206	301	240	255	228	207	364	276	249.00	
Taron Barbour	251	263	205	181	174	229	294	228	223	265	205	177	230	188	222.36	
<b>TEAM TOTALS:</b>	<b>475</b>	<b>468</b>	<b>430</b>	<b>445</b>	<b>389</b>	<b>505</b>	<b>500</b>	<b>529</b>	<b>463</b>	<b>520</b>	<b>433</b>	<b>384</b>	<b>594</b>	<b>464</b>	<b>471.36</b>	
<b>POINTS/WINS:</b>	<b>0</b>	<b>1</b>	<b>1</b>	<b>1</b>	<b>1</b>	<b>1</b>	<b>1</b>	<b>1</b>	<b>1</b>	<b>1</b>	<b>1</b>	<b>1</b>	<b>1</b>	<b>1</b>	<b>13</b>	
<b>NORTHERN ONTARIO</b>	<b>Galaxy Lanes, Thunder Bay</b>														<b>Cede # 2</b>	<b>SILVER</b>
Sayer Sawchuk	174	189	206	177	199	326	186	336	275	259	213	228	196	253	229.79	
Adam Meier	243	178	214	193	169	200	188	175	170	190	284	169	221	143	195.50	
<b>TEAM TOTALS:</b>	<b>417</b>	<b>367</b>	<b>420</b>	<b>370</b>	<b>368</b>	<b>526</b>	<b>374</b>	<b>511</b>	<b>445</b>	<b>449</b>	<b>497</b>	<b>397</b>	<b>417</b>	<b>396</b>	<b>425.29</b>	
<b>POINTS/WINS:</b>	<b>1</b>	<b>1</b>	<b>0</b>	<b>1</b>	<b>1</b>	<b>1</b>	<b>1</b>	<b>1</b>	<b>0</b>	<b>1</b>	<b>1</b>	<b>1</b>	<b>0</b>	<b>1</b>	<b>11</b>	
<b>NEWFOUNDLAND</b>	<b>Plaza Bowl, St. John's</b>														<b>Cede # 3</b>	<b>BRONZE</b>
Carter Belbin	221	168	184	169	172	232	151	206	271	217	188	219	178	157	195.21	
Jack Walsh	283	230	295	209	159	223	183	221	273	215	243	208	309	240	235.07	
<b>TEAM TOTALS:</b>	<b>504</b>	<b>398</b>	<b>479</b>	<b>378</b>	<b>331</b>	<b>455</b>	<b>334</b>	<b>427</b>	<b>544</b>	<b>432</b>	<b>431</b>	<b>427</b>	<b>487</b>	<b>397</b>	<b>430.29</b>	
<b>POINTS/WINS:</b>	<b>1</b>	<b>1</b>	<b>1</b>	<b>0</b>	<b>0</b>	<b>1</b>	<b>0</b>	<b>0</b>	<b>1</b>	<b>1</b>	<b>1</b>	<b>1</b>	<b>1</b>	<b>1</b>	<b>10</b>	
<b>BRITISH COLUMBIA</b>	<b>Lincoln Lanes, Vernon</b>															
Alex Kazimer	237	217	233	199	181	152	170	152	149	207	204	172	153	130	182.57	
Nolan Blaeser	188	207	213	234	218	188	166	196	179	159	198	175	327	161	200.64	
<b>TEAM TOTALS:</b>	<b>425</b>	<b>424</b>	<b>446</b>	<b>433</b>	<b>399</b>	<b>340</b>	<b>336</b>	<b>348</b>	<b>328</b>	<b>366</b>	<b>402</b>	<b>347</b>	<b>480</b>	<b>291</b>	<b>383.21</b>	
<b>POINTS/WINS:</b>	<b>1</b>	<b>1</b>	<b>1</b>	<b>0</b>	<b>1</b>	<b>0</b>	<b>0</b>	<b>1</b>	<b>0</b>	<b>0</b>	<b>1</b>	<b>0</b>	<b>1</b>	<b>0</b>	<b>7</b>	
<b>ALBERTA</b>	<b>Bonnie Doon Bowling Lanes, Edmonton</b>															
Jack Pfeiffer	198	176	187	230	163	183	162	206	214	149	182	207	257	240	196.71	
Matthew Cox	193	187	162	181	174	150	184	177	185	303	213	210	164	147	187.86	
<b>TEAM TOTALS:</b>	<b>391</b>	<b>363</b>	<b>349</b>	<b>411</b>	<b>337</b>	<b>333</b>	<b>346</b>	<b>383</b>	<b>399</b>	<b>452</b>	<b>395</b>	<b>417</b>	<b>421</b>	<b>387</b>	<b>384.57</b>	
<b>POINTS/WINS:</b>	<b>0</b>	<b>0</b>	<b>0</b>	<b>1</b>	<b>0</b>	<b>0</b>	<b>1</b>	<b>1</b>	<b>1</b>	<b>0</b>	<b>0</b>	<b>0</b>	<b>1</b>	<b>0</b>	<b>5</b>	
<b>SASKATCHEWAN</b>	<b>Nortown Lanes, Regina</b>															
Tristan Eberle	184	130	153	124	167	200	169	221	179	206	146	137	208	175	171.36	
Noah Douhaniuk	197	122	151	235	189	177	152	189	194	275	184	270	160	270	197.50	
<b>TEAM TOTALS:</b>	<b>381</b>	<b>252</b>	<b>304</b>	<b>359</b>	<b>356</b>	<b>377</b>	<b>321</b>	<b>410</b>	<b>373</b>	<b>481</b>	<b>330</b>	<b>407</b>	<b>368</b>	<b>445</b>	<b>368.86</b>	
<b>POINTS/WINS:</b>	<b>0</b>	<b>0</b>	<b>0</b>	<b>0</b>	<b>1</b>	<b>1</b>	<b>0</b>	<b>0</b>	<b>0</b>	<b>1</b>	<b>0</b>	<b>1</b>	<b>0</b>	<b>1</b>	<b>5</b>	
<b>SOUTHERN ONTARIO</b>	<b>Marcin Bowl, Point Edward</b>															
Graeme McGillivray	214	215	147	226	139	111	196	182	192	180	199	190	130	139	175.71	
Alex Haasen	204	189	220	167	203	151	194	171	148	132	173	179	201	194	180.43	
<b>TEAM TOTALS:</b>	<b>418</b>	<b>404</b>	<b>367</b>	<b>393</b>	<b>342</b>	<b>262</b>	<b>390</b>	<b>353</b>	<b>340</b>	<b>312</b>	<b>372</b>	<b>369</b>	<b>331</b>	<b>333</b>	<b>356.14</b>	
<b>POINTS/WINS:</b>	<b>1</b>	<b>0</b>	<b>1</b>	<b>1</b>	<b>0</b>	<b>0</b>	<b>1</b>	<b>0</b>	<b>1</b>	<b>0</b>	<b>0</b>	<b>0</b>	<b>0</b>	<b>0</b>	<b>5</b>	
<b>QUEBEC</b>	<b>Salle de Quilles Anik, Gatineau</b>															
Charles-Antoine Gosselin	195	187	199	167	187	177	208	162	200	175	158	165	164	146	177.86	
Zachary Pagé	132	191	156	138	160	161	114	142	133	177	190	164	134	165	154.07	
<b>TEAM TOTALS:</b>	<b>327</b>	<b>378</b>	<b>355</b>	<b>305</b>	<b>347</b>	<b>338</b>	<b>322</b>	<b>304</b>	<b>333</b>	<b>352</b>	<b>348</b>	<b>329</b>	<b>298</b>	<b>311</b>	<b>331.93</b>	
<b>POINTS/WINS:</b>	<b>0</b>	<b>0</b>	<b>0</b>	<b>0</b>	<b>0</b>	<b>0</b>	<b>0</b>	<b>0</b>	<b>0</b>	<b>0</b>	<b>0</b>	<b>0</b>	<b>0</b>	<b>0</b>	<b>0</b>	

## STEPLADDER EVENT



# 2019 FIVEPIN JUNIOR GIRLS DOUBLES / DOUBLES JUNIOR FILLES CINQ QUILLES

**Game:**    1    2    3    4    5    6    7    8    9    10    11    12    13    14    **AVG:**

<b>NORTHERN ONTARIO</b>	<b>Mario's Bowl, Thunder Bay</b>	<b>Cede # 1</b>	<b>GOLD</b>												
Jordyn Graham	247	258	223	192	196	234	179	172	194	250	243	221	187	228	216.00
Hailey Beswetherick	176	211	188	177	193	180	158	167	157	231	213	162	189	161	183.07

<b>TEAM TOTALS:</b>	<b>423</b>	<b>469</b>	<b>411</b>	<b>369</b>	<b>389</b>	<b>414</b>	<b>337</b>	<b>339</b>	<b>351</b>	<b>481</b>	<b>456</b>	<b>383</b>	<b>376</b>	<b>389</b>	<b>399.07</b>
<b>POINTS/WINS:</b>	<b>0</b>	<b>1</b>	<b>1</b>	<b>1</b>	<b>0</b>	<b>1</b>	<b>1</b>	<b>0</b>	<b>0</b>	<b>1</b>	<b>1</b>	<b>0</b>	<b>1</b>	<b>1</b>	<b>9</b>

<b>ALBERTA</b>	<b>Toppler Bowl, Calgary</b>	<b>Cede # 1</b>	<b>SILVER</b>												
Mikayla Juricic	271	295	247	263	275	249	197	175	235	186	181	213	220	274	234.36
Kaiya Wolfson	215	179	193	141	205	228	176	219	202	176	220	126	209	201	192.14

<b>TEAM TOTALS:</b>	<b>486</b>	<b>474</b>	<b>440</b>	<b>404</b>	<b>480</b>	<b>477</b>	<b>373</b>	<b>394</b>	<b>437</b>	<b>362</b>	<b>401</b>	<b>339</b>	<b>429</b>	<b>475</b>	<b>426.50</b>
<b>POINTS/WINS:</b>	<b>1</b>	<b>1</b>	<b>1</b>	<b>1</b>	<b>1</b>	<b>1</b>	<b>1</b>	<b>0</b>	<b>1</b>	<b>0</b>	<b>0</b>	<b>0</b>	<b>1</b>	<b>1</b>	<b>10</b>

<b>MANITOBA</b>	<b>St. James Lanes, Winnipeg</b>	<b>Cede # 2</b>	<b>BRONZE</b>												
Hailey Roberts	188	150	155	188	147	205	191	192	252	177	216	168	139	161	180.64
Chloe Fleming	305	313	229	220	233	211	216	248	252	245	204	205	194	299	241.00

<b>TEAM TOTALS:</b>	<b>493</b>	<b>463</b>	<b>384</b>	<b>408</b>	<b>380</b>	<b>416</b>	<b>407</b>	<b>440</b>	<b>504</b>	<b>422</b>	<b>420</b>	<b>373</b>	<b>333</b>	<b>460</b>	<b>421.64</b>
<b>POINTS/WINS:</b>	<b>1</b>	<b>1</b>	<b>0</b>	<b>1</b>	<b>0</b>	<b>1</b>	<b>1</b>	<b>1</b>	<b>1</b>	<b>1</b>	<b>0</b>	<b>0</b>	<b>0</b>	<b>1</b>	<b>9</b>

<b>SOUTHERN ONTARIO</b>	<b>Olympia Bowl, Cornwall</b>														
Savannah Ingola	216	247	153	202	266	236	203	270	180	181	154	199	276	209	213.71
Amy Wang	174	149	171	120	203	229	239	215	189	188	181	205	186	170	187.07

<b>TEAM TOTALS:</b>	<b>390</b>	<b>396</b>	<b>324</b>	<b>322</b>	<b>469</b>	<b>465</b>	<b>442</b>	<b>485</b>	<b>369</b>	<b>369</b>	<b>335</b>	<b>404</b>	<b>462</b>	<b>379</b>	<b>400.79</b>
<b>POINTS/WINS:</b>	<b>1</b>	<b>0</b>	<b>0</b>	<b>0</b>	<b>1</b>	<b>1</b>	<b>1</b>	<b>1</b>	<b>0</b>	<b>0</b>	<b>1</b>	<b>1</b>	<b>1</b>	<b>0</b>	<b>8</b>

<b>SASKATCHEWAN</b>	<b>Minto Rec. Centre, Prince Albert</b>														
Kissandra Benson	186	189	198	257	152	193	137	158	158	216	181	206	181	154	183.29
Bella Mulhall	199	213	294	170	183	227	156	228	225	265	175	146	186	198	204.64

<b>TEAM TOTALS:</b>	<b>385</b>	<b>402</b>	<b>492</b>	<b>427</b>	<b>335</b>	<b>420</b>	<b>293</b>	<b>386</b>	<b>383</b>	<b>481</b>	<b>356</b>	<b>352</b>	<b>367</b>	<b>352</b>	<b>387.93</b>
<b>POINTS/WINS:</b>	<b>0</b>	<b>0</b>	<b>1</b>	<b>1</b>	<b>0</b>	<b>0</b>	<b>0</b>	<b>1</b>	<b>0</b>	<b>1</b>	<b>0</b>	<b>1</b>	<b>1</b>	<b>0</b>	<b>6</b>

<b>QUEBEC</b>	<b>Galaxie Bowl, Gatineau</b>														
Ashley St-Clair	171	127	232	153	149	116	174	174	154	138	216	168	178	199	167.79
Gabrielle Lavergne	184	171	155	210	190	178	190	165	239	190	255	163	217	206	193.79

<b>TEAM TOTALS:</b>	<b>355</b>	<b>298</b>	<b>387</b>	<b>363</b>	<b>339</b>	<b>294</b>	<b>364</b>	<b>339</b>	<b>393</b>	<b>328</b>	<b>471</b>	<b>331</b>	<b>395</b>	<b>405</b>	<b>361.57</b>
<b>POINTS/WINS:</b>	<b>0</b>	<b>0</b>	<b>1</b>	<b>0</b>	<b>1</b>	<b>0</b>	<b>0</b>	<b>0</b>	<b>1</b>	<b>0</b>	<b>1</b>	<b>0</b>	<b>0</b>	<b>1</b>	<b>5</b>

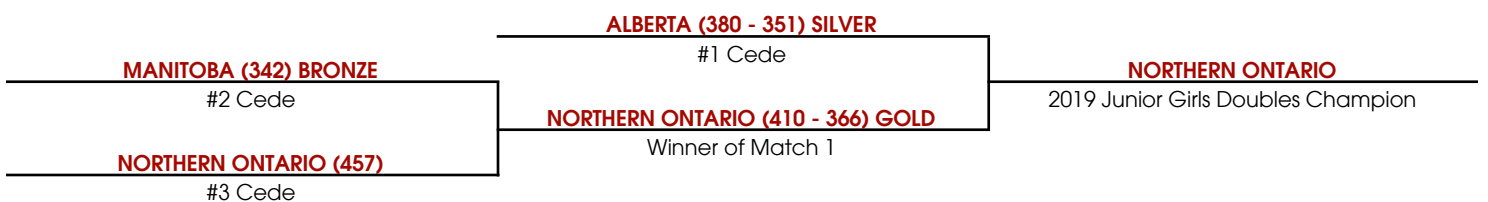
<b>NEWFOUNDLAND</b>	<b>St. Pat's Lanes, St. John's</b>														
Jessica Sheehan	236	170	235	210	159	188	171	190	211	193	198	217	154	190	194.43
Vanessa Earle	163	159	155	157	232	191	154	132	160	182	122	132	170	137	160.43

<b>TEAM TOTALS:</b>	<b>399</b>	<b>329</b>	<b>390</b>	<b>367</b>	<b>391</b>	<b>379</b>	<b>325</b>	<b>322</b>	<b>371</b>	<b>375</b>	<b>320</b>	<b>349</b>	<b>324</b>	<b>327</b>	<b>354.86</b>
<b>POINTS/WINS:</b>	<b>0</b>	<b>1</b>	<b>0</b>	<b>0</b>	<b>1</b>	<b>0</b>	<b>0</b>	<b>0</b>	<b>1</b>	<b>1</b>	<b>0</b>	<b>1</b>	<b>0</b>	<b>0</b>	<b>5</b>

<b>BRITISH COLUMBIA</b>	<b>Black Diamond Lanes, Prince George</b>														
Emma Ridley	181	172	169	186	152	151	149	125	145	159	171	141	183	187	162.21
Jadyn Arnett	233	191	161	218	223	157	155	240	182	213	213	252	196	199	202.36

<b>TEAM TOTALS:</b>	<b>414</b>	<b>363</b>	<b>330</b>	<b>404</b>	<b>375</b>	<b>308</b>	<b>304</b>	<b>365</b>	<b>327</b>	<b>372</b>	<b>384</b>	<b>393</b>	<b>379</b>	<b>386</b>	<b>364.57</b>
<b>POINTS/WINS:</b>	<b>1</b>	<b>0</b>	<b>0</b>	<b>0</b>	<b>0</b>	<b>0</b>	<b>0</b>	<b>1</b>	<b>0</b>	<b>0</b>	<b>1</b>	<b>1</b>	<b>0</b>	<b>0</b>	<b>4</b>

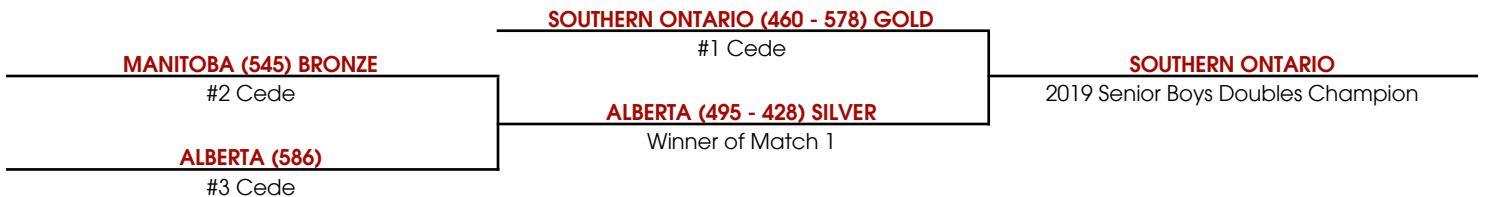
## STEPLADDER EVENT



# 2019 FIVEPIN SENIOR BOYS DOUBLES / DOUBLES SENIOR GARÇONS CINQ QUILLES

Game:	1	2	3	4	5	6	7	8	9	10	11	12	13	14	AVG:
<b>SOUTHERN ONTARIO</b>	<b>Skyview Lanes, Bolton</b>										SCHOL P1: 247.32 SCHOL P2: 243.53	<b>Cede # 1</b>		<b>GOLD</b>	
Hunter Cameron	302	255	238	263	240	216	250	279	192	251	259	207	217	263	245.14
Justin Jelaca	217	236	248	313	217	230	223	231	239	239	283	180	288	217	240.07
<b>TEAM TOTALS:</b>	<b>519</b>	<b>491</b>	<b>486</b>	<b>576</b>	<b>457</b>	<b>446</b>	<b>473</b>	<b>510</b>	<b>431</b>	<b>490</b>	<b>542</b>	<b>387</b>	<b>505</b>	<b>480</b>	<b>485.21</b>
<b>POINTS/WINS:</b>	<b>1</b>	<b>1</b>	<b>1</b>	<b>1</b>	<b>0</b>	<b>1</b>	<b>0</b>	<b>1</b>	<b>0</b>	<b>1</b>	<b>1</b>	<b>0</b>	<b>1</b>	<b>0</b>	<b>9</b>
<b>ALBERTA</b>	<b>Paradise Lanes, Calgary</b>										SCHOL P1: 219.32 SCHOL P2: 245.32	<b>Cede # 3</b>		<b>SILVER</b>	
Scott Starkoski	279	271	225	231	202	220	260	258	123	164	164	192	193	265	217.64
Conner Leavitt	224	206	240	252	215	249	219	198	313	296	239	309	239	229	244.86
<b>TEAM TOTALS:</b>	<b>503</b>	<b>477</b>	<b>465</b>	<b>483</b>	<b>417</b>	<b>469</b>	<b>479</b>	<b>456</b>	<b>436</b>	<b>460</b>	<b>403</b>	<b>501</b>	<b>432</b>	<b>494</b>	<b>462.50</b>
<b>POINTS/WINS:</b>	<b>1</b>	<b>0</b>	<b>0</b>	<b>1</b>	<b>0</b>	<b>0</b>	<b>1</b>	<b>0</b>	<b>1</b>	<b>0</b>	<b>1</b>	<b>1</b>	<b>1</b>	<b>1</b>	<b>8</b>
<b>MANITOBA</b>	<b>Dakota Bowling, Winnipeg</b>										SCHOL P1: 262.63 SCHOL P2: 218.84	<b>Cede # 2</b>		<b>BRONZE</b>	
Sam Gelardi	208	253	381	303	310	236	280	276	180	224	252	185	208	313	257.79
Tyler Vandale	344	220	184	215	175	166	214	173	201	237	287	210	200	254	220.00
<b>TEAM TOTALS:</b>	<b>552</b>	<b>473</b>	<b>565</b>	<b>518</b>	<b>485</b>	<b>402</b>	<b>494</b>	<b>449</b>	<b>381</b>	<b>461</b>	<b>539</b>	<b>395</b>	<b>408</b>	<b>567</b>	<b>477.79</b>
<b>POINTS/WINS:</b>	<b>1</b>	<b>0</b>	<b>1</b>	<b>0</b>	<b>1</b>	<b>0</b>	<b>1</b>	<b>1</b>	<b>0</b>	<b>1</b>	<b>1</b>	<b>0</b>	<b>1</b>	<b>1</b>	<b>9</b>
<b>SASKATCHEWAN</b>	<b>Canadian Bowling Center, Saskatoon</b>										SCHOL P1: 226.63 SCHOL P2: 238.42				
Carter McKay	266	205	254	201	226	241	223	204	164	194	214	207	200	181	212.86
Corey Downing	181	241	185	235	244	245	248	210	262	273	290	208	187	272	234.36
<b>TEAM TOTALS:</b>	<b>447</b>	<b>446</b>	<b>439</b>	<b>436</b>	<b>470</b>	<b>486</b>	<b>471</b>	<b>414</b>	<b>426</b>	<b>467</b>	<b>504</b>	<b>415</b>	<b>387</b>	<b>453</b>	<b>447.21</b>
<b>POINTS/WINS:</b>	<b>1</b>	<b>1</b>	<b>.5</b>	<b>0</b>	<b>1</b>	<b>1</b>	<b>0</b>	<b>1</b>	<b>1</b>	<b>0</b>	<b>1</b>	<b>0</b>	<b>0</b>	<b>0</b>	<b>7.5</b>
<b>NORTHERN ONTARIO</b>	<b>Mario's Bowl, Thunder Bay</b>										SCHOL P1: 215.11 SCHOL P2: 219.11				
Christopher Huls	201	243	196	234	204	166	226	195	328	190	189	217	171	269	216.36
Henry Maa-Hacquoil	207	179	161	199	267	203	217	209	237	261	207	185	210	253	213.93
<b>TEAM TOTALS:</b>	<b>408</b>	<b>422</b>	<b>357</b>	<b>433</b>	<b>471</b>	<b>369</b>	<b>443</b>	<b>404</b>	<b>565</b>	<b>451</b>	<b>396</b>	<b>402</b>	<b>381</b>	<b>522</b>	<b>430.29</b>
<b>POINTS/WINS:</b>	<b>0</b>	<b>0</b>	<b>0</b>	<b>1</b>	<b>1</b>	<b>0</b>	<b>1</b>	<b>0</b>	<b>1</b>	<b>1</b>	<b>0</b>	<b>1</b>	<b>0</b>	<b>1</b>	<b>7</b>
<b>BRITISH COLUMBIA</b>	<b>Nechako Bowling Lanes, Prince George</b>										SCHOL P1: 246.21 SCHOL P2: 231.42				
Dean Florell	226	322	227	232	296	265	283	227	228	326	167	184	247	242	248.00
Corbin Taylor	205	228	215	314	322	164	251	222	202	214	210	320	173	179	229.93
<b>TEAM TOTALS:</b>	<b>431</b>	<b>550</b>	<b>442</b>	<b>546</b>	<b>618</b>	<b>429</b>	<b>534</b>	<b>449</b>	<b>430</b>	<b>540</b>	<b>377</b>	<b>504</b>	<b>420</b>	<b>421</b>	<b>477.93</b>
<b>POINTS/WINS:</b>	<b>0</b>	<b>1</b>	<b>0</b>	<b>1</b>	<b>1</b>	<b>1</b>	<b>1</b>	<b>0</b>	<b>0</b>	<b>0</b>	<b>0</b>	<b>1</b>	<b>0</b>	<b>0</b>	<b>6</b>
<b>QUEBEC</b>	<b>Galaxie Bowl, Gatineau</b>										SCHOL P1: 206.74 SCHOL P2: 220.42				
Tyler Stephens	227	220	188	165	190	257	223	244	220	180	221	192	183	208	208.43
Brayden Stephens	172	321	270	205	229	181	194	215	221	200	222	272	174	140	215.43
<b>TEAM TOTALS:</b>	<b>399</b>	<b>541</b>	<b>458</b>	<b>370</b>	<b>419</b>	<b>438</b>	<b>417</b>	<b>459</b>	<b>441</b>	<b>380</b>	<b>443</b>	<b>464</b>	<b>357</b>	<b>348</b>	<b>423.86</b>
<b>POINTS/WINS:</b>	<b>0</b>	<b>1</b>	<b>1</b>	<b>0</b>	<b>0</b>	<b>1</b>	<b>0</b>	<b>1</b>	<b>1</b>	<b>0</b>	<b>0</b>	<b>1</b>	<b>0</b>	<b>0</b>	<b>6</b>
<b>NEWFOUNDLAND</b>	<b>Centre Bowl, Corner Brook</b>										SCHOL P1: 206.58 SCHOL P2: 224.89				
Kevin MacKenzie	168	157	183	187	222	147	199	228	200	350	241	255	174	264	212.50
Evan O'Bryan	243	185	256	191	278	194	242	209	203	357	230	183	218	199	227.71
<b>TEAM TOTALS:</b>	<b>411</b>	<b>342</b>	<b>439</b>	<b>378</b>	<b>500</b>	<b>341</b>	<b>441</b>	<b>437</b>	<b>403</b>	<b>707</b>	<b>471</b>	<b>438</b>	<b>392</b>	<b>463</b>	<b>440.21</b>
<b>POINTS/WINS:</b>	<b>0</b>	<b>0</b>	<b>.5</b>	<b>0</b>	<b>0</b>	<b>0</b>	<b>0</b>	<b>0</b>	<b>0</b>	<b>1</b>	<b>0</b>	<b>0</b>	<b>1</b>	<b>1</b>	<b>3.5</b>

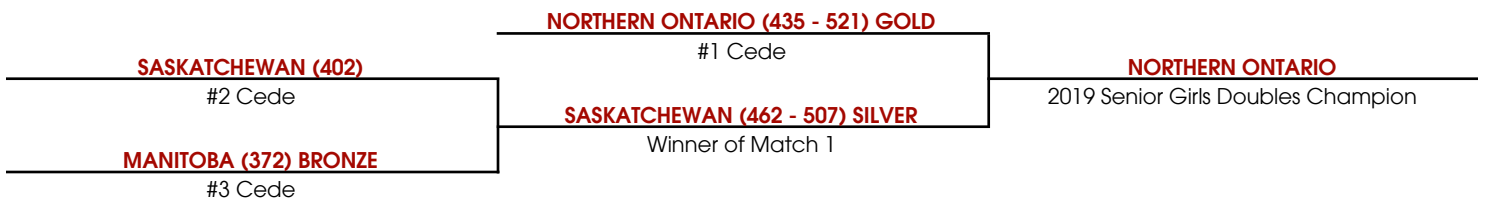
## STEPLADDER EVENT



# 2019 FIVEPIN SENIOR GIRLS DOUBLES / DOUBLES SENIOR FILLES CINQ QUILLES

Game:	1	2	3	4	5	6	7	8	9	10	11	12	13	14	AVG:
<b>NORTHERN ONTARIO</b>	<b>Whitewater Lanes, Azilda</b>											SCHOL. P1: 240.63 SCHOL. P2: 214.05	Cede # 1	<b>GOLD</b>	
Janet-Leigh Dominic	171	196	238	280	245	288	218	263	248	275	150	248	234	216	233.57
Madison Beaudoin	180	204	244	174	235	208	240	266	219	250	191	213	245	258	223.36
<b>TEAM TOTALS:</b>	<b>351</b>	<b>400</b>	<b>482</b>	<b>454</b>	<b>480</b>	<b>496</b>	<b>458</b>	<b>529</b>	<b>467</b>	<b>525</b>	<b>341</b>	<b>461</b>	<b>479</b>	<b>474</b>	<b>456.93</b>
<b>POINTS/WINS:</b>	<b>0</b>	<b>1</b>	<b>1</b>	<b>0</b>	<b>1</b>	<b>1</b>	<b>1</b>	<b>1</b>	<b>1</b>	<b>1</b>	<b>1</b>	<b>1</b>	<b>1</b>	<b>1</b>	<b>12</b>
<b>SASKATCHEWAN</b>	<b>Glencairn Bolodrome, Regina</b>											SCHOL. P1: 249.00 SCHOL. P2: 194.32	Cede # 2	<b>SILVER</b>	
Josie Brooks	306	229	267	291	234	225	199	222	182	258	245	245	214	230	239.07
Tianna Euteneier	188	169	174	209	176	169	262	215	159	270	180	216	219	223	202.07
<b>TEAM TOTALS:</b>	<b>494</b>	<b>398</b>	<b>441</b>	<b>500</b>	<b>410</b>	<b>394</b>	<b>461</b>	<b>437</b>	<b>341</b>	<b>528</b>	<b>425</b>	<b>461</b>	<b>433</b>	<b>453</b>	<b>441.14</b>
<b>POINTS/WINS:</b>	<b>1</b>	<b>0</b>	<b>1</b>	<b>1</b>	<b>0</b>	<b>0</b>	<b>1</b>	<b>0</b>	<b>0</b>	<b>1</b>	<b>1</b>	<b>1</b>	<b>1</b>	<b>1</b>	<b>9</b>
<b>MANITOBA</b>	<b>Rossmere Lanes, Winnipeg</b>											SCHOL. P1: 199.58 SCHOL. P2: 202.05	Cede # 3	<b>BRONZE</b>	
Karley Jones	215	193	233	203	206	182	175	190	173	213	153	205	212	210	197.36
Lorena Badz	185	276	157	200	177	188	155	178	185	218	246	265	211	190	202.21
<b>TEAM TOTALS:</b>	<b>400</b>	<b>469</b>	<b>390</b>	<b>403</b>	<b>383</b>	<b>370</b>	<b>330</b>	<b>368</b>	<b>358</b>	<b>431</b>	<b>399</b>	<b>470</b>	<b>423</b>	<b>400</b>	<b>399.57</b>
<b>POINTS/WINS:</b>	<b>1</b>	<b>1</b>	<b>0</b>	<b>1</b>	<b>1</b>	<b>0</b>	<b>0</b>	<b>0</b>	<b>1</b>	<b>1</b>	<b>1</b>	<b>1</b>	<b>0</b>	<b>0</b>	<b>8</b>
<b>QUEBEC</b>	<b>Salle de Quilles Danis, Gatineau</b>											SCHOL. P1: 210.05 SCHOL. P2: 220.47			
Gabrielle Boivin	227	194	215	242	173	184	255	238	194	195	214	205	263	181	212.86
Erika Bourgeois	172	232	315	255	251	231	230	209	233	215	182	197	233	171	223.29
<b>TEAM TOTALS:</b>	<b>399</b>	<b>426</b>	<b>530</b>	<b>497</b>	<b>424</b>	<b>415</b>	<b>485</b>	<b>447</b>	<b>427</b>	<b>410</b>	<b>396</b>	<b>402</b>	<b>496</b>	<b>352</b>	<b>436.14</b>
<b>POINTS/WINS:</b>	<b>0</b>	<b>1</b>	<b>1</b>	<b>1</b>	<b>1</b>	<b>1</b>	<b>1</b>	<b>1</b>	<b>0</b>	<b>0</b>	<b>0</b>	<b>0</b>	<b>1</b>	<b>0</b>	<b>8</b>
<b>SOUTHERN ONTARIO</b>	<b>Merivale Bowling Centre, Nepean</b>											SCHOL. P1: 220.37 SCHOL. P2: 214.68			
Jenna Morrison	193	192	192	197	181	202	291	215	226	212	219	173	310	228	216.50
Zoe Whitney	214	248	281	190	161	239	252	150	235	226	220	208	177	211	215.14
<b>TEAM TOTALS:</b>	<b>407</b>	<b>440</b>	<b>473</b>	<b>387</b>	<b>342</b>	<b>441</b>	<b>543</b>	<b>365</b>	<b>461</b>	<b>438</b>	<b>439</b>	<b>381</b>	<b>487</b>	<b>439</b>	<b>431.64</b>
<b>POINTS/WINS:</b>	<b>1</b>	<b>0</b>	<b>1</b>	<b>0</b>	<b>0</b>	<b>1</b>	<b>1</b>	<b>0</b>	<b>1</b>	<b>0</b>	<b>0</b>	<b>0</b>	<b>1</b>	<b>1</b>	<b>7</b>
<b>NEWFOUNDLAND</b>	<b>Paradise Bowl, Paradise</b>											SCHOL. P1: 236.26 SCHOL. P2: 194.21			
Brooke King	228	209	245	212	263	245	140	237	250	297	301	218	192	173	229.29
Jenessa Beer	160	190	143	163	163	180	205	245	179	193	219	244	188	191	190.21
<b>TEAM TOTALS:</b>	<b>388</b>	<b>399</b>	<b>388</b>	<b>375</b>	<b>426</b>	<b>425</b>	<b>345</b>	<b>482</b>	<b>429</b>	<b>490</b>	<b>520</b>	<b>462</b>	<b>380</b>	<b>364</b>	<b>419.50</b>
<b>POINTS/WINS:</b>	<b>0</b>	<b>0</b>	<b>0</b>	<b>0</b>	<b>0</b>	<b>0</b>	<b>0</b>	<b>1</b>	<b>0</b>	<b>1</b>	<b>1</b>	<b>1</b>	<b>0</b>	<b>1</b>	<b>5</b>
<b>ALBERTA</b>	<b>Paradise Lanes, Calgary</b>											SCHOL. P1: 201.42 SCHOL. P2: 183.58			
Randi Zeitner	257	216	187	193	191	241	195	181	176	174	178	201	223	169	198.71
Victoria Kosten	230	174	258	189	184	266	157	191	149	144	131	130	176	275	189.57
<b>TEAM TOTALS:</b>	<b>487</b>	<b>390</b>	<b>445</b>	<b>382</b>	<b>375</b>	<b>507</b>	<b>352</b>	<b>372</b>	<b>325</b>	<b>318</b>	<b>309</b>	<b>331</b>	<b>399</b>	<b>444</b>	<b>388.29</b>
<b>POINTS/WINS:</b>	<b>1</b>	<b>0</b>	<b>0</b>	<b>1</b>	<b>0</b>	<b>1</b>	<b>0</b>	<b>1</b>	<b>0</b>	<b>0</b>	<b>0</b>	<b>0</b>	<b>0</b>	<b>0</b>	<b>4</b>
<b>BRITISH COLUMBIA</b>	<b>Brechin Lanes, Nanaimo</b>											SCHOL. P1: 194.32 SCHOL. P2: 191.16			
Selena Spracklin	209	212	201	184	224	206	183	165	193	229	127	218	175	210	195.43
Cheyenne Walker	178	197	153	144	244	207	239	203	182	255	184	200	162	139	191.93
<b>TEAM TOTALS:</b>	<b>387</b>	<b>409</b>	<b>354</b>	<b>328</b>	<b>468</b>	<b>413</b>	<b>422</b>	<b>368</b>	<b>375</b>	<b>484</b>	<b>311</b>	<b>418</b>	<b>337</b>	<b>349</b>	<b>387.36</b>
<b>POINTS/WINS:</b>	<b>0</b>	<b>1</b>	<b>0</b>	<b>0</b>	<b>1</b>	<b>0</b>	<b>0</b>	<b>0</b>	<b>1</b>	<b>0</b>	<b>0</b>	<b>0</b>	<b>0</b>	<b>0</b>	<b>3</b>

## STEPLADDER EVENT



# 2019 FIVEPIN BOYS TRIOS / TRIOS GARÇONS CINQ QUILLES

Player 1 = Btm. Boy, Player 2 = Jr. Boy, Player 3 = Sr. Boy

Game:	1	2	3	4	5	AVERAGE	TOTAL POINTS
<b>SOUTHERN ONTARIO</b>							<b>GOLD</b>
Ryan Luker	181	201	168	203	193	189.20	<b>3530</b>
Ethan D'Sa	325	217	304	188	331	273.00	
John Blatherwick	231	219	240	247	282	243.80	
<b>TEAM TOTAL SCORE:</b>	<b>737</b>	<b>637</b>	<b>712</b>	<b>638</b>	<b>806</b>	<b>706.00</b>	
<b>MANITOBA</b>							<b>SILVER</b>
Logan Newton	222	224	177	217	171	202.20	<b>3466</b>
Alex Thompson	362	286	218	215	219	260.00	
Coby Maxwell	240	208	264	223	220	231.00	
<b>TEAM TOTAL SCORE:</b>	<b>824</b>	<b>718</b>	<b>659</b>	<b>655</b>	<b>610</b>	<b>693.20</b>	
<b>SASKATCHEWAN</b>							<b>BRONZE</b>
Keeran Pillai	138	257	154	210	214	194.60	<b>3378</b>
Nathan Rauckman	254	239	304	212	263	254.40	
Steven Gyori	212	201	284	238	198	226.60	
<b>TEAM TOTAL SCORE:</b>	<b>604</b>	<b>697</b>	<b>742</b>	<b>660</b>	<b>675</b>	<b>675.60</b>	
<b>NEWFOUNDLAND</b>							<b>3158</b>
Devante King	146	181	150	163	150	158.00	
Kyle Slade	219	291	191	211	242	230.80	
Matthew Coady	220	253	248	215	278	242.80	
<b>TEAM TOTAL SCORE:</b>	<b>585</b>	<b>725</b>	<b>589</b>	<b>589</b>	<b>670</b>	<b>631.60</b>	
<b>ALBERTA</b>							<b>3155</b>
Milan Murphy	253	176	188	153	135	181.00	
Nathan Wudkevich	204	201	245	172	213	207.00	
Kory Larabie	246	241	302	220	206	243.00	
<b>TEAM TOTAL SCORE:</b>	<b>703</b>	<b>618</b>	<b>735</b>	<b>545</b>	<b>554</b>	<b>631.00</b>	
<b>QUEBEC</b>							<b>3119</b>
Xavier Leblanc	208	238	125	143	168	176.40	
Yohann Danis	209	205	209	181	206	202.00	
Jonathan Rheume-	223	238	260	290	216	245.40	
<b>TEAM TOTAL SCORE:</b>	<b>640</b>	<b>681</b>	<b>594</b>	<b>614</b>	<b>590</b>	<b>623.80</b>	
<b>NORTHERN ONTARIO</b>							<b>3080</b>
Zackary Meier	192	262	193	148	147	188.40	
Ashton Vachon	154	258	309	164	276	232.20	
Joseph Phillips	189	178	201	151	258	195.40	
<b>TEAM TOTAL SCORE:</b>	<b>535</b>	<b>698</b>	<b>703</b>	<b>463</b>	<b>681</b>	<b>616.00</b>	
<b>BRITISH COLUMBIA</b>							<b>3020</b>
Sawyer Niedziejko	130	150	144	121	231	155.20	
Zakk Hamilton	145	133	218	191	175	172.40	
Daniel Dooley	329	229	183	364	277	276.40	
<b>TEAM TOTAL SCORE:</b>	<b>604</b>	<b>512</b>	<b>545</b>	<b>676</b>	<b>683</b>	<b>604.00</b>	
<b>NEW BRUNSWICK</b>							<b>2683</b>
Gabe Warren	106	149	114	96	118	116.60	
Jordan Barton	137	142	251	226	197	190.60	
Ryan Nitz	198	169	288	259	233	229.40	
<b>TEAM TOTAL SCORE:</b>	<b>441</b>	<b>460</b>	<b>653</b>	<b>581</b>	<b>548</b>	<b>536.60</b>	
<b>PRINCE EDWARD ISLAND</b>							<b>2585</b>
Aidan Arsenault	142	110	129	83	111	115.00	
Hayden Cotton	237	207	192	189	204	205.80	
Ben Cormier	159	223	201	207	191	196.20	
<b>TEAM TOTAL SCORE:</b>	<b>538</b>	<b>540</b>	<b>522</b>	<b>479</b>	<b>506</b>	<b>517.00</b>	
<b>NORTHWEST TERRITORIES</b>							<b>2482</b>
Taylan Hill	101	116	124	129	91	112.20	
Grady Stabel	185	152	132	148	161	155.60	
Devyn Bartlett	227	253	137	270	256	228.60	
<b>TEAM TOTAL SCORE:</b>	<b>513</b>	<b>521</b>	<b>393</b>	<b>547</b>	<b>508</b>	<b>496.40</b>	
<b>NOVA SCOTIA</b>							<b>2271</b>
Jacob Hopkins	77	101	96	110	132	103.20	
Josh Hopkins	156	188	192	148	198	176.40	
Levon Mullen	127	274	174	150	148	174.60	
<b>TEAM TOTAL SCORE:</b>	<b>360</b>	<b>563</b>	<b>462</b>	<b>408</b>	<b>478</b>	<b>454.20</b>	

# 2019 FIVEPIN GIRLS TRIOS / TRIOS FILLES CINQ QUILLES

Player 1 = Btm. Girl, Player 2 = Jr. Girl, Player 3 = Sr. Girl

Game:	1	2	3	4	5	AVERAGE	TOTAL POINTS
<b>SOUTHERN ONTARIO</b>							<b>GOLD</b>
Nyla Landry	166	167	173	144	132	156.40	<b>3139</b>
Shelby Cavanagh	165	222	226	248	236	219.40	
Theresa Coombs-Ronaldson	178	318	301	223	240	252.00	
<b>TEAM TOTAL SCORE:</b>	<b>509</b>	<b>707</b>	<b>700</b>	<b>615</b>	<b>608</b>	<b>627.80</b>	
<b>ALBERTA</b>							<b>SILVER</b>
Hermionie Daling	157	140	89	148	192	145.20	<b>3087</b>
Natalya Langevin	229	203	247	231	288	239.60	
Teagan Makar	214	253	202	226	268	232.60	
<b>TEAM TOTAL SCORE:</b>	<b>600</b>	<b>596</b>	<b>538</b>	<b>605</b>	<b>748</b>	<b>617.40</b>	
<b>NEWFOUNDLAND</b>							<b>BRONZE</b>
Vanessa Elliott-Lynch	169	236	185	145	262	199.40	<b>3064</b>
Amy Harris	236	313	213	197	183	228.40	
Helena McCarthy	190	169	193	217	156	185.00	
<b>TEAM TOTAL SCORE:</b>	<b>595</b>	<b>718</b>	<b>591</b>	<b>559</b>	<b>601</b>	<b>612.80</b>	
<b>SASKATCHEWAN</b>							<b>3041</b>
Akeira Anseth	181	190	225	163	217	195.20	
Cassia Montgomery	184	206	176	195	192	190.60	
Liah Schmidt	188	219	198	315	192	222.40	
<b>TEAM TOTAL SCORE:</b>	<b>553</b>	<b>615</b>	<b>599</b>	<b>673</b>	<b>601</b>	<b>608.20</b>	
<b>MANITOBA</b>							<b>2993</b>
Saddie Olson	122	199	157	154	151	156.60	
Caillin Laurent	169	258	197	162	266	210.40	
Brooke Goulet	244	179	219	203	313	231.60	
<b>TEAM TOTAL SCORE:</b>	<b>535</b>	<b>636</b>	<b>573</b>	<b>519</b>	<b>730</b>	<b>598.60</b>	
<b>PRINCE EDWARD ISLAND</b>							<b>2956</b>
Sierra Roberts	204	162	133	151	148	159.60	
Emma McInnis	302	191	192	224	193	220.40	
Sherry Wedge	212	166	268	239	171	211.20	
<b>TEAM TOTAL SCORE:</b>	<b>718</b>	<b>519</b>	<b>593</b>	<b>614</b>	<b>512</b>	<b>591.20</b>	
<b>QUEBEC</b>							<b>2900</b>
Zoélie Chamberland	197	141	166	130	141	155.00	
Shani-Li Madore	241	244	198	158	176	203.40	
Cloëe Riendeau	218	244	173	263	210	221.60	
<b>TEAM TOTAL SCORE:</b>	<b>656</b>	<b>629</b>	<b>537</b>	<b>551</b>	<b>527</b>	<b>580.00</b>	
<b>BRITISH COLUMBIA</b>							<b>2817</b>
Peyton Pettigrew	166	122	138	106	161	138.60	
Teya Levasseur	187	177	194	197	155	182.00	
Madison Richter	260	234	267	167	286	242.80	
<b>TEAM TOTAL SCORE:</b>	<b>613</b>	<b>533</b>	<b>599</b>	<b>470</b>	<b>602</b>	<b>563.40</b>	
<b>NORTHERN ONTARIO</b>							<b>2751</b>
Emilie Gamache	141	163	127	106	150	137.40	
Felicity Eckensviller	227	236	177	175	213	205.60	
Valerie Quackenbush	192	270	198	208	168	207.20	
<b>TEAM TOTAL SCORE:</b>	<b>560</b>	<b>669</b>	<b>502</b>	<b>489</b>	<b>531</b>	<b>550.20</b>	
<b>NEW BRUNSWICK</b>							<b>2508</b>
Ellie Smith	104	111	121	155	118	121.80	
Alexa Russell	219	173	182	250	159	196.60	
Samantha Horne	167	178	214	153	204	183.20	
<b>TEAM TOTAL SCORE:</b>	<b>490</b>	<b>462</b>	<b>517</b>	<b>558</b>	<b>481</b>	<b>501.60</b>	
<b>NORTHWEST TERRITORIES</b>							<b>2400</b>
Ivy Boden	125	108	112	127	119	118.20	
Morgan Stabel	112	100	131	111	123	115.40	
Nicole Irwin	195	257	345	192	243	246.40	
<b>TEAM TOTAL SCORE:</b>	<b>432</b>	<b>465</b>	<b>588</b>	<b>430</b>	<b>485</b>	<b>480.00</b>	
<b>NOVA SCOTIA</b>							<b>2383</b>
Keerie Gavel	170	142	170	153	178	162.60	
Haley Egan	148	118	167	151	118	140.40	
Tristin Whitman	110	208	165	183	202	173.60	
<b>TEAM TOTAL SCORE:</b>	<b>428</b>	<b>468</b>	<b>502</b>	<b>487</b>	<b>498</b>	<b>476.60</b>	

# 2019 FIVEPIN BANTAM MIXED TEAMS / ÉQUIPES MIXTES BANTAM CINQ QUILLES

Game:	1	2	3	4	5	AVERAGE	TOTAL POINTS
							<b>GOLD</b>
Mégane Parent	171	132	167	157	187	162.80	<b>3410</b>
Mégane Villeneuve	200	141	126	149	175	158.20	
Mikael Madore	213	157	196	187	196	189.80	
Anthony Therrien	220	140	201	118	177	171.20	
<b>TEAM TOTAL SCORE:</b>	<b>804</b>	<b>570</b>	<b>690</b>	<b>611</b>	<b>735</b>		
							<b>SILVER</b>
Abigail Johnson	204	149	184	127	156	164.00	<b>3212</b>
Paige White	179	212	163	219	170	188.60	
Joseph Manyo	123	140	131	90	149	126.60	
Quinn Power	134	142	124	206	210	163.20	
<b>TEAM TOTAL SCORE:</b>	<b>640</b>	<b>643</b>	<b>602</b>	<b>642</b>	<b>685</b>		
							<b>BRONZE</b>
Taelar Kerr	160	165	149	180	155	161.80	<b>3142</b>
Braxtyn Day	140	138	128	121	140	133.40	
Reed Morelli	195	220	139	152	175	176.20	
Kaden Bardal-Dupre	211	128	173	135	138	157.00	
<b>TEAM TOTAL SCORE:</b>	<b>706</b>	<b>651</b>	<b>589</b>	<b>588</b>	<b>608</b>		
							<b>3122</b>
Kennedy Keating	156	177	183	183	171	174.00	<b>3122</b>
Kailey Milner	158	125	123	209	127	148.40	
Carson Bouvier	148	126	119	138	168	139.80	
Lucas Kelloway	188	152	149	155	167	162.20	
<b>TEAM TOTAL SCORE:</b>	<b>650</b>	<b>580</b>	<b>574</b>	<b>685</b>	<b>633</b>		
							<b>2966</b>
Shelby Han	149	133	123	123	178	141.20	<b>2966</b>
Mia Archeck	144	151	108	143	135	136.20	
Lukas Rachwalski	149	135	146	148	150	145.60	
Reece Chisholm	130	211	188	151	171	170.20	
<b>TEAM TOTAL SCORE:</b>	<b>572</b>	<b>630</b>	<b>565</b>	<b>565</b>	<b>634</b>		
							<b>2901</b>
Karmyn Zewiec	140	184	145	147	124	148.00	<b>2901</b>
Kayleen Kajorinne	137	121	159	176	87	136.00	
Zachary Burton	138	175	118	113	141	137.00	
Ryan Burton	155	170	213	133	125	159.20	
<b>TEAM TOTAL SCORE:</b>	<b>570</b>	<b>650</b>	<b>635</b>	<b>569</b>	<b>477</b>		
							<b>2885</b>
Sadie Pidcock	135	127	144	145	152	140.60	<b>2885</b>
Arwin Jenkins	236	125	151	141	136	157.80	
Skyler Penner	112	101	99	117	146	115.00	
JD Hyslop	153	174	151	178	162	163.60	
<b>TEAM TOTAL SCORE:</b>	<b>636</b>	<b>527</b>	<b>545</b>	<b>581</b>	<b>596</b>		
							<b>2724</b>
Kaydence Blue	108	115	109	102	114	109.60	<b>2724</b>
Sadie Vokey	85	127	147	114	143	123.20	
Alex Emslie	167	168	155	196	206	178.40	
Martin Turner	119	98	118	221	112	133.60	
<b>TEAM TOTAL SCORE:</b>	<b>479</b>	<b>508</b>	<b>529</b>	<b>633</b>	<b>575</b>		



# 2019 FIVEPIN JUNIOR MIXED TEAMS / ÉQUIPES MIXTES JUNIOR CINQ QUILLES

Game:	1	2	3	4	5	AVERAGE	TOTAL POINTS
<b>MANITOBA</b>							
Hailey Roberts	195	208	182	262	178	205.00	<b>GOLD</b>  <b>4323</b>
Chloe Fleming	205	183	339	186	245	231.60	
Aiden Newton	249	214	254	197	164	215.60	
Taron Barbour	217	176	277	195	197	212.40	
<b>TEAM TOTAL SCORE:</b>	<b>866</b>	<b>781</b>	<b>1052</b>	<b>840</b>	<b>784</b>		
<b>NEWFOUNDLAND</b>							
Jessica Sheehan	248	261	186	234	247	235.20	<b>SILVER</b>  <b>4175</b>
Vanessa Earle	175	126	245	136	188	174.00	
Carter Belbin	164	179	165	161	142	162.20	
Jack Walsh	254	238	285	245	296	263.60	
<b>TEAM TOTAL SCORE:</b>	<b>841</b>	<b>804</b>	<b>881</b>	<b>776</b>	<b>873</b>		
<b>SASKATCHEWAN</b>							
Kissandra Benson	182	188	176	191	202	187.80	<b>BRONZE</b>  <b>4038</b>
Bella Mulhall	220	193	202	139	195	189.80	
Tristan Eberle	176	221	154	245	304	220.00	
Noah Douhaniuk	191	165	274	222	198	210.00	
<b>TEAM TOTAL SCORE:</b>	<b>769</b>	<b>767</b>	<b>806</b>	<b>797</b>	<b>899</b>		
<b>BRITISH COLUMBIA</b>							
Emma Ridley	165	143	213	183	195	179.80	<b>4034</b>
Jadyn Arnett	218	290	167	264	240	235.80	
Alex Kazimer	201	167	219	175	175	187.40	
Nolan Blaeser	183	234	164	175	263	203.80	
<b>TEAM TOTAL SCORE:</b>	<b>767</b>	<b>834</b>	<b>763</b>	<b>797</b>	<b>873</b>		
<b>NORTHERN ONTARIO</b>							
Jordyn Graham	204	224	268	240	232	233.60	<b>3986</b>
Hailey Beswetherick	147	222	149	188	203	181.80	
Sayer Sawchuk	182	213	204	260	210	213.80	
Adam Meier	139	138	215	195	153	168.00	
<b>TEAM TOTAL SCORE:</b>	<b>672</b>	<b>797</b>	<b>836</b>	<b>883</b>	<b>798</b>		
<b>ALBERTA</b>							
Mikayla Juricic	248	250	192	178	206	214.80	<b>3866</b>
Kaiya Wolfson	152	220	181	188	185	185.20	
Jack Pfeiffer	235	233	203	238	212	224.20	
Matthew Cox	179	135	138	153	140	149.00	
<b>TEAM TOTAL SCORE:</b>	<b>814</b>	<b>838</b>	<b>714</b>	<b>757</b>	<b>743</b>		
<b>SOUTHERN ONTARIO</b>							
Savannah Ingola	175	121	184	145	174	159.80	<b>3688</b>
Amy Wang	190	178	136	268	171	188.60	
Graeme McGillivray	196	295	174	177	151	198.60	
Alex Haasen	199	225	179	208	142	190.60	
<b>TEAM TOTAL SCORE:</b>	<b>760</b>	<b>819</b>	<b>673</b>	<b>798</b>	<b>638</b>		
<b>QUEBEC</b>							
Ashley St-Clair	232	146	182	150	145	171.00	<b>3642</b>
Gabrielle Lavergne	172	135	168	186	199	172.00	
Charles-Antoine Gosselin	256	185	179	199	230	209.80	
Zachary Pagé	165	177	115	234	187	175.60	
<b>TEAM TOTAL SCORE:</b>	<b>825</b>	<b>643</b>	<b>644</b>	<b>769</b>	<b>761</b>		

# 2019 FIVEPIN SENIOR MIXED TEAMS / ÉQUIPES MIXTES SENIOR CINQ QUILLES

Game:	1	2	3	4	5	AVERAGE	TOTAL POINTS
<b>SASKATCHEWAN</b>							<b>GOLD</b>
Josie Brooks	249	297	271	241	326	276.80	<b>4822</b>
Tianna Euteneier	196	175	177	160	155	172.60	
Carter McKay	189	316	245	235	341	265.20	
Corey Downing	292	290	237	222	208	249.80	
<b>TEAM TOTAL SCORE:</b>	<b>926</b>	<b>1078</b>	<b>930</b>	<b>858</b>	<b>1030</b>		
<b>SOUTHERN ONTARIO</b>							<b>SILVER</b>
Jenna Morrison	276	236	280	129	235	231.20	<b>4756</b>
Zoe Whitney	253	202	159	259	194	213.40	
Hunter Cameron	356	183	220	263	245	253.40	
Justin Jelaca	195	293	242	274	262	253.20	
<b>TEAM TOTAL SCORE:</b>	<b>1080</b>	<b>914</b>	<b>901</b>	<b>925</b>	<b>936</b>		
<b>MANITOBA</b>							<b>BRONZE</b>
Karley Jones	228	202	211	213	175	205.80	<b>4496</b>
Lorena Badz	179	309	167	172	181	201.60	
Sam Gelardi	246	271	370	200	294	276.20	
Tyler Vandale	251	184	197	220	226	215.60	
<b>TEAM TOTAL SCORE:</b>	<b>904</b>	<b>966</b>	<b>945</b>	<b>805</b>	<b>876</b>		
<b>NORTHERN ONTARIO</b>							
Janet-Leigh Dominic	294	137	301	308	262	260.40	<b>4468</b>
Madison Beaudoin	177	212	191	172	188	188.00	
Christopher Huls	219	177	206	229	227	211.60	
Henry Maa-Hacquoil	237	261	186	230	254	233.60	
<b>TEAM TOTAL SCORE:</b>	<b>927</b>	<b>787</b>	<b>884</b>	<b>939</b>	<b>931</b>		
<b>NEWFOUNDLAND</b>							
Brooke King	336	257	273	248	165	255.80	<b>4341</b>
Jenessa Beer	201	248	188	179	211	205.40	
Kevin MacKenzie	194	182	183	186	205	190.00	
Evan O'Bryan	204	206	204	231	240	217.00	
<b>TEAM TOTAL SCORE:</b>	<b>935</b>	<b>893</b>	<b>848</b>	<b>844</b>	<b>821</b>		
<b>BRITISH COLUMBIA</b>							
Selena Spracklin	221	150	204	222	159	191.20	<b>4285</b>
Cheyenne Walker	157	246	217	139	186	189.00	
Dean Florell	230	196	283	209	288	241.20	
Corbin Taylor	239	185	240	276	238	235.60	
<b>TEAM TOTAL SCORE:</b>	<b>847</b>	<b>777</b>	<b>944</b>	<b>846</b>	<b>871</b>		
<b>QUEBEC</b>							
Gabrielle Boivin	183	201	220	204	203	202.20	<b>4256</b>
Erika Bourgeois	248	213	169	255	178	212.60	
Tyler Stephens	165	161	233	256	195	202.00	
Brayden Stephens	223	249	206	189	305	234.40	
<b>TEAM TOTAL SCORE:</b>	<b>819</b>	<b>824</b>	<b>828</b>	<b>904</b>	<b>881</b>		
<b>ALBERTA</b>							
Randi Zeitner	211	220	172	199	243	209.00	<b>4232</b>
Victoria Kosten	131	163	187	205	148	166.80	
Scott Starkoski	208	238	274	197	203	224.00	
Conner Leavitt	249	295	167	171	351	246.60	
<b>TEAM TOTAL SCORE:</b>	<b>799</b>	<b>916</b>	<b>800</b>	<b>772</b>	<b>945</b>		