

2023 FIVEPIN BANTAM BOY SINGLES / GARÇONS BANTAM INDIVIDUELS CINQ QUILLES

Game: 1 2 3 4 5 6 7 8 9 10 11 12 13 14 15 16 17 18 19 20 21 22 TOTALS:

SOUTHERN ONTARIO																						Seed # 1	GOLD
Jean-Sébastien Gorley, Orleans Bowling Centre, Orleans																							
Pinfall	212		187	226	153	176	235	206	157	204	214	172	202	189	113	165	135		191	180	194	141	182.60
Points	1	Bye	1	1	1	1	1	1	0	1	1	1	1	0	0	0	0	Bye	1	1	1	0	14

QUEBEC																						Seed # 2	SILVER
Félix Cousineau, Salon de Quilles Greber, Gatineau																							
Pinfall	145	151	187	89		163	118	153	131	136	160	168	170	160	162	210		131	139	151	138	168	151.50
Points	1	1	1	0	Bye	1	0	0	0	0	1	0	1	1	1	1	Bye	0	1	1	1	1	13

BRITISH COLUMBIA																						Seed # 3	BRONZE
Luka Archeck, Grandview Bowling Lanes, Vancouver																							
Pinfall	222	161	195	176	147	161	169	167	177		182	246	191		187	183	202	202	172	196	189	148	183.65
Points	0	1	.5	1	0	0	1	1	1	Bye	1	1	0	Bye	1	1	1	1	0	1	0	0	12.5

NORTHERN ONTARIO																							
Kinsley East, Tri Town Bowl, Haileybury																							
Pinfall		205	156	134	149	184	118	148	166	235	146	155	187	208		155	200	169	196	224	131	165	171.55
Points	Bye	1	0	0	1	1	0	1	1	1	0	1	1	0	Bye	0	1	0	1	1	0	1	12

NEWFOUNDLAND																							
Andrew MacDonald, Centre Bowl, Corner Brook																							
Pinfall	224	219		159	178	115	185	174	204	162	162		200	253	151	179	166	174	121	145	200	205	178.80
Points	1	1	Bye	.5	0	0	1	1	1	0	.5	Bye	1	1	0	0	.5	1	0	0	1	1	11.5

SASKATCHEWAN																							
Alexander Zelionka, Glencairn Bolodrome, Regina																							
Pinfall	115	170	195		163	155	161	137	217	214	203	248	157	150	163		214	175	189	212	102	162	175.10
Points	0	1	.5	Bye	1	1	0	0	1	1	0	1	1	0	1	Bye	1	1	1	0	0	0	11.5

ALBERTA																							
Lucas McDonnell, Paradise Lanes, Calgary																							
Pinfall	262	140	167	184	188	157	189	169	138	145		201	150	237	168	138	165	171	179	262		151	178.05
Points	1	0	0	0	1	0	1	1	0	0	Bye	0	0	1	1	1	0	1	0	1	Bye	0	9

MANITOBA																							
Isaac Syslak, Minnedosa Bowl, Minnedosa																							
Pinfall	147	139	193	159	121	116	129	127		144	121	147	151	157	126	184	177	148	154				146.67
Points	1	0	1	.5	0	0	0	0	Bye	1	0	0	0	0	0	1	1	0	0	Bye			5.5

NEW BRUNSWICK																							
Beckham Levis, CFB Gagetown Bowling Lanes, Oromocto																							
Pinfall	134	120	125	130	172		124	169	137	124	162	154	129	184	140	156	119	139		175	149	166	145.40
Points	0	0	0	0	1	Bye	1	0	0	0	.5	0	0	0	0	1	0	0	Bye	0	1	1	5.5

PRINCE EDWARD ISLAND																							
Hudson McCormick, Summerside Bowling Lanes, Summerside																							
Pinfall	126	169	165	181	96	142	186		111	137	133	137		197	110	121	157	162	93	153	145	160	144.05
Points	0	0	0	1	0	1	0	Bye	0	0	0	0	Bye	1	0	0	0	0	0	0	1	0	4

NORTHWEST TERRITORIES																								
Pinfall																								
Points								Bye														Bye		

STEPLADDER EVENT

FELIX COUSINEAU (QUE.) 228 #2 Cede	JEAN SEBASTIEN GORLEY (S. ONT.) 160 & 197 #1 Cede	JEAN SEBASTIEN GORLEY (S. ONT.) 2023 Bantam Boys Singles Champion
LUKA ARCHECK (BC) 195 BRONZE #3 Cede	FELIX COUSINEAU (QUE.) 201 & 128 SILVER Winner of Match 1	

2023 FIVEPIN BANTAM GIRL SINGLES / FILLES BANTAM INDIVIDUELS CINQ QUILLES

Game: 1 2 3 4 5 6 7 8 9 10 11 12 13 14 15 16 17 18 19 20 21 22 TOTALS:

ALBERTA

Seed # 1 **GOLD**

Lilah LaPierre, St. Albert Bowling Centre, St. Albert

Pinfall	207	189	148	159	193	182	164	202	192	201		160	157	229	170	168	169	131	150	178		166	175.75	
Points	1	1	1	0	1	1	1	1	1	1	Bye	0	1	1	0	0	0	1	1	1	1	Bye	1	15

NEWFOUNDLAND

Seed # 3 **SILVER**

Sharla McGuire, Paradise Bowl, Paradise

Pinfall	163	157		133	149	171	160	152	189	147	201		201	169	206	154	131	174	163	195	117	151	164.15
Points	0	1	Bye	.5	0	1	1	0	1	0	1	Bye	1	1	1	0	0	1	0	1	0	1	11.5

NORTHERN ONTARIO

Seed # 2 **BRONZE**

Heather Parry, Partners Bowling, North Bay

Pinfall		152	255	138	144	165	132	172	141	159	205	149	143	159		175	184	115	167	125	110	157	157.35
Points	Bye	1	1	0	1	0	0	1	1	1	1	1	0	0	Bye	1	1	0	1	0	0	1	12

SOUTHERN ONTARIO

Peyton Robertson, Nativity Bowl, Cornwall

Pinfall	145		184	164	133	175	206	124	152	182	174	192	259	142	137	185	177		133	158	151	179	167.60
Points	0	Bye	1	1	0	1	1	0	0	1	1	1	1	0	0	1	0	Bye	0	0	1	1	11

SASKATCHEWAN

Carrington Straza, Nortown Lanes, Regina

Pinfall	140	170	164		199	166	158	155	177	125	166	223	131	156	177		173	143	245	159	137	129	164.65
Points	0	0	1	Bye	1	1	0	0	1	0	0	1	0	0	1	Bye	1	1	1	1	0	0	10

BRITISH COLUMBIA

Kylie Dalin, Lakeside Bowling Centre, Salmon Arm

Pinfall	181	152	118	167	140	107	131	111	148		207	261	154		176	151	157	210	109	136	161	158	156.75
Points	1	0	0	1	1	0	1	0	0	Bye	1	1	0	Bye	1	0	1	1	0	0	1	0	10

QUEBEC

Zoe Leblanc, Salon de Quilles Greber, Gatineau

Pinfall	156	138	98	122		152	159	177	151	125	167	144	130	190	165	175		129	125	113	208	183	150.35
Points	1	0	0	0	Bye	1	0	1	0	0	0	0	0	1	1	0	Bye	0	1	0	1	1	8

NEW BRUNSWICK

Alayna Tracy, CFB Gagetown Bowling Lanes, Oromocto

Pinfall	155	156	112	224	112		213	152	90	153	186	128	127	110	128	149	125	113		208	129	154	146.20
Points	0	1	1	1	0	Bye	1	1	0	1	0	0	0	0	0	0	0	0	Bye	1	.5	0	7.5

MANITOBA

Zoey Craik, Rossmere Lanes, Winnipeg

Pinfall	175	143	111	133	142	125	128	166		120	139	133	154	140	157	155	117	115	148		129	146	138.80
Points	1	1	0	.5	0	0	0	0	Bye	1	0	0	1	0	0	1	0	0	.5	Bye	.5	0	6.5

PRINCE EDWARD ISLAND

KaDee Servos, Summerside Bowling Lanes, Summerside

Pinfall	139	142	120	154	125	125	160		180	107	129	134		138	145	202	122	113	98	151	146	124	137.70
Points	0	0	0	0	0	0	0	Bye	1	0	0	0	Bye	1	0	1	1	0	0	1	1	0	6

NORTHWEST TERRITORIES

Pinfall																								
Points							Bye															Bye		

STEPLADDER EVENT

HEATHER PARRY (N. ONT.) 156 BRONZE

#2 Cede

SHARLA MCGUIRE (NL) 170

#3 Cede

LILAH LAPIERRE (AB) 207 GOLD

#1 Cede

SHARLA MCGUIRE (NL) 159 SILVER

Winner of Match 1

LILAH LAPIERRE (AB)

2023 Bantam Girls Singles Champion

2023 FIVEPIN JUNIOR BOY SINGLES / GARÇONS JUNIOR INDIVIDUELS CINQ QUILLES

Game: 1 2 3 4 5 6 7 8 9 10 11 12 13 14 15 16 17 18 19 20 21 22 TOTALS:

ALBERTA																						Seed # 2	GOLD
JD Hyslop, Sherwood Bowl, Sherwood Park																							
Pinfall	266	196	247	415	209	257	238	276	270	221		266	268	231	232	240	385	146	207	187		192	247.45
Points	1	1	1	1	0	1	1	1	0	1	Bye	1	1	0	1	1	1	0	0	1	Bye	0	14

BRITISH COLUMBIA																						Seed # 1	SILVER
Lukas Rachwalski, Lincoln Lanes, Vernon																							
Pinfall	259	237	234	269	220	276	370	226	293		243	206	193		207	258	266	204	286	365	236	278	256.30
Points	1	1	1	1	0	1	1	1	1	Bye	1	0	0	Bye	0	1	1	1	1	1	1	1	16

SOUTHERN ONTARIO																						Seed # 3	BRONZE
Lucas Kelloway, NEB's Funworld, Oshawa																							
Pinfall	219		179	228	299	199	200	261	233	286	225	229	232	279	286	201	207		225	324	246	207	238.25
Points	1	Bye	0	0	1	1	0	1	1	1	0	0	1	1	1	0	0	Bye	1	1	1	1	13

SASKATCHEWAN																							
Keeran Pillai, Glencairn Bolodrome, Regina																							
Pinfall	240	173	182		205	220	232	196	225	176	266	305	237	194	237		175	204	233	257	226	314	224.85
Points	1	0	0	Bye	0	1	1	1	1	0	1	1	1	1	0	Bye	0	0	0	1	1	1	12

NORTHERN ONTARIO																							
Ryan Burton, Chico's Bowl, Hanmer																							
Pinfall		243	231	252	248	221	240	180	238	247	164	182	235	277		219	230	193	231	184	205	255	223.75
Points	Bye	1	1	0	1	0	1	0	1	0	0	0	1	1	Bye	1	1	0	0	0	1	1	11

QUEBEC																							
Mikaël Madore, Salon de Quilles Greber, Gatineau																							
Pinfall	253	291	238	262		246	212	259	173	200	245	266	239	257	182	231		290	208	157	197	225	231.55
Points	1	1	0	1	Bye	0	1	1	0	0	1	1	0	1	0	1	Bye	1	0	0	0	0	10

NEWFOUNDLAND																								
Owen Williams, Holiday Lanes, St. John's																								
Pinfall	187	192		208	215	155	171	245	166	286	433		261	190	181	170	173	221	233	268	208	164	216.35	
Points	0	1	Bye	1	1	0	0	0	0	1	1	Bye	1	0	0	0	1	1	1	1	1	0	0	10

MANITOBA																							
Logan Newton, Rossmere Lanes, Winnipeg																							
Pinfall	175	242	224	175	230	168	286	210		293	292	246	182	213	253	257	238	267	225		176	183	226.75
Points	0	0	1	0	0	0	0	0	Bye	1	1	1	0	0	1	1	0	1	1	Bye	1	0	9

PRINCE EDWARD ISLAND																							
Chase Cotton, Summerside Bowling Lanes, Summerside																							
Pinfall	243	148	197	142	275	186	192		171	202	236	310		229	221	189	258	217	223	165	170	153	206.35
Points	0	0	1	1	1	1	0	Bye	0	0	0	1	Bye	1	1	0	1	0	1	0	0	0	9

NEW BRUNSWICK																							
Dillon Guitard, CFB Gagetown Bowling Lanes, Oromocto																							
Pinfall	228	193	175	136	231		202	223	218	280	168	166	172	201	199	171	166	180		144	172	246	193.55
Points	0	0	0	0	1	Bye	0	0	0	1	0	0	0	0	1	0	0	0	Bye	0	0	1	4

NORTHWEST TERRITORIES																							
Carter Schaefer, Kingpin Centre, Yellowknife																							
Pinfall	179	148	134	123	139	138		129	184	166	215	164	207	141	164	122	152	225	133	178	149		159.50
Points	0	0	0	0	0	0	Bye	0	1	0	0	0	0	0	0	0	0	1	0	0	0	Bye	2

STEPLADDER EVENT

JD HYSLOP (AB) 281 #2 Cede	LUKAS RACHWALSKI (BC) 191 & 260 SILVER #1 Cede	JD HYSLOP (AB) 2023 Junior Boys Singles Champion
LUCAS KELLOWAY (S. ONT.) 174 BRONZE #3 Cede	JD HYSLOP (AB) 234 & 269 GOLD Winner of Match 1	

2023 FIVEPIN JUNIOR GIRL SINGLES / FILLES JUNIOR INDIVIDUELS CINQ QUILLES

Game: 1 2 3 4 5 6 7 8 9 10 11 12 13 14 15 16 17 18 19 20 21 22 TOTALS:

SASKATCHEWAN

Seed # 1 **GOLD**

Akeira Anseth, Cut Knife Country Lanes, Cut Knife

Pinfall	273	272	273		248	264	192	199	266	205	265	266	287	296	220		302	241	229	218	209	276	250.05	
Points	1	1	1	Bye	0	1	0	0	1	1	1	1	1	1	1	Bye	1	1	1	1	1	1	1	17

NEWFOUNDLAND

Seed # 3 **SILVER**

Vanessa Elliott-Lynch, Plaza Bowl, St. John's

Pinfall	319	219		336	256	201	250	274	251	305	208		157	221	205	232	232	284	198	230	216	196	239.50
Points	1	1	Bye	1	0	1	1	1	0	1	0	Bye	0	1	0	1	1	1	0	1	1	0	13

ALBERTA

Seed # 2 **BRONZE**

Nataylia Johnson, Paradise Lanes, Calgary

Pinfall	213	235	165	175	274	192	221	190	208	266		183	244	191	211	171	263	230	233	209		184	212.90
Points	1	0	0	1	1	1	1	0	1	1	Bye	1	1	1	1	0	0	1	0	1	Bye	0	13

NORTHERN ONTARIO

Kayleen Kajorinne, Galaxy Lanes, Thunder Bay

Pinfall		187	216	249	217	159	240	319	218	219	247	302	151	140		206	245	314	250	158	207	178	221.10
Points	Bye	0	1	1	1	0	1	1	1	0	1	1	0	0	Bye	0	1	1	1	0	1	1	13

PRINCE EDWARD ISLAND

Molly Clements, The Alley, Charlottetown

Pinfall	220	263	196	196	283	197	210		186	246	226	241		234	209	200	172	174	208	168	203	137	208.45
Points	1	1	.5	1	1	0	0	Bye	0	1	0	1	Bye	1	1	0	0	0	1	0	0	0	9.5

QUEBEC

Mégane Parent, Salle de Quilles Danis, Gatineau

Pinfall	209	171	210	181		199	190	192	209	252	161	222	210	230	243	171		161	134	170	184	182	194.05
Points	0	1	1	0	Bye	1	1	0	0	1	0	1	0	1	1	0	Bye	0	0	0	0	1	9

SOUTHERN ONTARIO

Gracie Hagan, Presquile Lanes, Brighton

Pinfall	198		196	141	168	138	178	233	300	247	146	145	194	191	174	197	220		248	187	162	142	190.25
Points	0	Bye	.5	0	0	0	0	1	1	0	0	0	1	0	0	1	0	Bye	1	1	0	0	6.5

BRITISH COLUMBIA

Lornita Phillips, Brechin Lanes, Nanaimo

Pinfall	184	224	212	162	214	160	165	183	207		290	136	158		184	175	163	167	189	199	186	138	184.80
Points	0	1	0	0	1	0	1	0	0	Bye	1	0	0	Bye	0	0	1	0	0	1	0	0	6

NEW BRUNSWICK

Amie Veinotte, CFB Gagetown Bowling Lanes, Oromocto

Pinfall	178	192	148	160	243		142	149	194	153	216	164	202	182	180	210	148	133		141	167	216	175.90
Points	0	0	0	0	1	Bye	0	0	0	0	1	0	1	0	0	1	0	0	Bye	0	1	1	6

MANITOBA

Annabelle Lanthier, Carman 5-Pin Bowl, Carman

Pinfall	146	125	187	217	172	213	146	217		217	131	138	190	121	189	90	176	184	173		114	183	166.45
Points	0	0	1	0	0	1	0	1	Bye	0	0	0	0	0	1	0	1	0	0	Bye	0	1	6

NORTHWEST TERRITORIES

Pinfall																								
Points									Bye														Bye	

STEPLADDER EVENT

AKEIRA ANSETH (SK) 213 & 289 GOLD

#1 Cede

AKEIRA ANSETH (SK)

2023 Junior Girls Singles Champion

NATAYLIA JOHNSON (AB) 158 BRONZE

#2 Cede

VANESSA ELLIOTT-LYNCH (NL) 216 & 273 SILVER

Winner of Match 1

VANESSA ELLIOTT-LYNCH (NL) 200

#3 Cede

2023 FIVEPIN SENIOR BOY SINGLES / GARÇONS SENIOR INDIVIDUELS CINQ QUILLES

Game: 1 2 3 4 5 6 7 8 9 10 11 12 13 14 15 16 17 18 19 20 21 22 TOTALS:

ALBERTA

Seed # 1 **GOLD**

Marcello Juricic, Toppler Bowl, Calgary

Pinfall	205	286	216	268	270	228	288	273	223	221		301	242	242	334	240	388	293	187	282		265	262.60
Points	0	1	0	1	1	0	1	1	0	0	Bye	1	1	1	1	1	1	1	0	1	Bye	0	13

BRITISH COLUMBIA

Seed # 2 **SILVER**

Jayden Allgaier, POCO Bowl, Port Coquitlam

Pinfall	246	343	259	205	340	295	230	224	257		340	185	351		262	233	253	386	298	220	193	323	272.15
Points	0	1	1	1	1	1	0	0	1	Bye	1	0	1	Bye	1	0	1	1	1	0	0	1	13

NEWFOUNDLAND

Seed # 3 **BRONZE**

Kyle Slade, Riverdale Lanes, Kelligrews

Pinfall	287	272		228	215	299	271	335	201	269	224		251	189	278	269	223	162	247	205	214	236	243.75
Points	1	1	Bye	0	0	1	1	1	1	0	1	Bye	1	0	0	1	1	0	0	0	1	1	12

NEW BRUNSWICK

Jordan Barton, CFB Gagetown Bowling Lanes, Oromocto

Pinfall	223	199	290	245	293		169	222	286	282	199	224	237	253	349	193	199	276		262	187	298	244.30
Points	1	0	1	1	1	Bye	0	1	1	0	0	0	0	1	1	0	0	1	Bye	1	0	1	11

SASKATCHEWAN

Nathan Rauckman, Eastview Bowl, Saskatoon

Pinfall	301	200	225		211	228	266	200	264	289	266	253	242	279	241		330	247	155	207	225	201	241.50
Points	1	0	0	Bye	0	1	0	0	1	1	1	1	1	1	1	Bye	0	1	0	0	1	0	11

QUEBEC

Brayden Stephens, Salle de Quilles Anik, Gatineau

Pinfall	197	273	255	255		263	184	227	245	258	294	289	191	299	226	188		196	269	258	300	162	241.45
Points	0	1	1	1	Bye	0	1	0	0	1	1	1	0	1	0	0	Bye	0	1	1	1	0	11

MANITOBA

Taron Barbour, Rossmere Lanes, Winnipeg

Pinfall	175	196	186	332	217	288	234	194		282	269	241	222	244	247	213	282	206	173		215	251	233.35
Points	0	0	0	1	0	1	1	0	Bye	1	1	1	0	0	0	0	1	0	1	Bye	1	1	10

NORTHERN ONTARIO

Tony Crick, Tri Town Bowl, Haileybury

Pinfall		190	283	187	228	233	195	229	174	276	177	155	210	180		247	133	168	285	272	223	171	210.80
Points	Bye	0	1	0	1	1	1	1	0	1	0	0	1	0	Bye	1	0	0	1	1	0	0	10

PRINCE EDWARD ISLAND

Jeffrey Ferguson, The Alley, Charlottetown

Pinfall	242	239	218	162	295	155	193		203	206	215	160		175	200	193	224	204	186	233	192	189	204.20
Points	1	1	0	0	1	0	0	Bye	0	0	0	0	Bye	0	1	0	0	1	0	1	0	1	7

NORTHWEST TERRITORIES

Grady Stabel, Kingpin Centre, Yellowknife

Pinfall	273	211	238	210	175	205		264	225	289	266	206	198	235	154	235	186	201	156	198	168		214.65
Points	1	0	0	0	0	0	Bye	1	1	1	0	0	0	0	0	1	0	0	0	0	0	Bye	5

SOUTHERN ONTARIO

Aaron Glover, NEB's Funworld, Oshawa

Pinfall	249		229	243	248	247	178	213	167	256	63												209.30
Points	0	Bye	1	0	0	0	0	0	0	0	0							Bye					1

STEPLADDER EVENT

MARCELLO JURICIC (AB) 293 GOLD

#1 Cede

JAYDEN ALLGAIER (BC) 247

#2 Cede

MARCELLO JURICIC (AB)

2023 Senior Boys Singles Champion

JAYDEN ALLGAIER (BC) 272 SILVER

Winner of Match 1

KYLE SLADE (NL) 205 BRONZE

#3 Cede

2023 FIVEPIN SENIOR GIRL SINGLES / FILLES SENIOR INDIVIDUELS CINQ QUILLES

Game: 1 2 3 4 5 6 7 8 9 10 11 12 13 14 15 16 17 18 19 20 21 22 TOTALS:

ALBERTA																						Seed # 1	GOLD
Mikayla Sanderson, Toppler Bowl, Calgary																							
Pinfall	186	194	261	237	300	239	196	284	315	237		287	336	261	403	245	222	302	299	204		388	269.80
Points	0	1	1	1	1	1	0	1	1	0	Bye	1	1	0	1	1	1	1	1	0	Bye	1	15

NEWFOUNDLAND																						Seed # 2	SILVER
Amy Harris, Plaza Bowl, St. John's																							
Pinfall	215	318		250	248	232	237	184	241	295	323		265	278	198	228	180	253	284	254	238	260	249.05
Points	1	1	Bye	1	0	1	0	0	1	1	1	Bye	1	1	0	0	1	1	1	1	0	1	14

BRITISH COLUMBIA																						Seed # 3	BRONZE
Teya Levasseur, POCO Bowl, Port Coquitlam																							
Pinfall	140	232	275	213	190	230	146	236	239		254	217	243		215	248	207	196	171	225	325	254	222.80
Points	0	1	1	1	0	0	0	1	0	Bye	1	0	0	Bye	1	1	1	0	1	1	1	1	12

NORTHERN ONTARIO																							
Jordyn Graham, Mario's Bowl, Thunder Bay																							
Pinfall		280	190	196	297	228	229	282	249	287	261	353	173	265		230	266	261	277	182	230	175	245.55
Points	Bye	1	0	0	1	0	1	1	1	0	1	1	0	1	Bye	0	1	1	0	0	1	0	11

NORTHWEST TERRITORIES																							
Morgan Stabel, Kingpin Centre, Yellowknife																							
Pinfall	271	196	201	153	158	198		206	176	291	243	183	265	185	231	203	179	241	186	234	318		215.90
Points	1	0	1	0	0	1	Bye	0	0	1	1	1	1	0	0	0	0	1	1	1	1	Bye	11

SOUTHERN ONTARIO																							
Chloe Russell, Nativity Bowl, Cornwall																							
Pinfall	216		361	192	211	286	214	179	208	222	199	258	282	240	207	174	140		203	319	308	300	235.95
Points	0	Bye	1	0	1	1	0	1	0	0	0	1	1	0	1	0	0	Bye	0	1	0	1	9

QUEBEC																							
Coralie Martin-Leduc, Salon de Quilles Greber, Gatineau																							
Pinfall	228	160	232	191		268	226	255	203	261	197	181	218	238	236	227		225	245	233	204	142	218.50
Points	0	0	0	1	Bye	1	1	1	0	1	0	0	0	0	1	1	Bye	1	1	0	0	0	9

MANITOBA																							
Chloe Fleming, St. James Lanes, Winnipeg																							
Pinfall	245	199	216	175	208	191	221	136		228	234	236	214	290	163	236	216	232	150		239	212	212.05
Points	1	1	1	0	0	0	1	0	Bye	1	0	0	0	1	0	1	1	0	0	Bye	1	0	9

SASKATCHEWAN																							
Nicole Kupper, Glencairn Bolodrome, Regina																							
Pinfall	181	167	206		238	192	284	180	231	151	282	325	222	215	191		152	217	152	223	149	145	205.15
Points	0	0	0	Bye	1	0	1	0	1	0	1	1	1	1	0	Bye	0	0	0	1	0	0	8

PRINCE EDWARD ISLAND																							
Shakira Gallant, Summerside Bowling Lanes, Summerside																							
Pinfall	294	173	210	214	166	147	300		278	192	200	244		260	254	163	210	206	241	198	223	204	218.85
Points	1	0	0	0	0	0	1	Bye	1	0	0	0	Bye	1	1	0	0	0	0	0	1	1	7

NEW BRUNSWICK																							
Faith Mallery, CFB Gagetown Bowling Lanes, Oromocto																							
Pinfall	214	160	199	215	220		180	144	217	215	187	206	171	131	129	257	188	168		178	170	172	186.05
Points	1	0	0	1	1	Bye	0	0	0	1	0	0	0	0	0	1	0	0	Bye	0	0	0	5

STEPLADDER EVENT

AMY HARRIS (NL) 287 #2 Cede	MIKAYLA SANDERSON (AB) 295 GOLD #1 Cede	MIKAYLA SANDERSON (AB) 2023 Senior Girls Singles Champion
TEYA LEVASSEUR (BC) 237 BRONZE #3 Cede	AMY HARRIS (NL) 288 SILVER Winner of Match 1	

2023 FIVEPIN BANTAM BOYS DOUBLES / DOUBLES GARÇONS CINQ QUILLES

Game:	1	2	3	4	5	6	7	8	9	10	11	12	13	14	AVG:	
ALBERTA															Seed # 1	GOLD
St. Albert Bowling Centre, St. Albert																
Lucas Mak	174	140	196	155	141	207	145	193	149	216	156	184	143	201	171.43	
Ethan Rosborough	217	213	167	161	130	169	154	174	143	132	187	185	175	167	169.57	
TEAM TOTALS:	391	353	363	316	271	376	299	367	292	348	343	369	318	368	341.00	
POINTS/WINS:	1	0	1	0	0	1	1	1	0	1	1	1	1	1	10	
SOUTHERN ONTARIO															Seed # 2	SILVER
Bayshore Lanes, Midland																
Wylie Ladouceur	150	118	114	170	182	148	174	128	224	146	131	179	181	161	157.57	
Mason Torreville	145	182	183	181	171	192	192	181	128	137	143	149	144	182	165.00	
TEAM TOTALS:	295	300	297	351	353	340	366	309	352	283	274	328	325	343	322.57	
POINTS/WINS:	0	1	1	1	1	1	1	1	1	0	0	0	1	1	10	
NEWFOUNDLAND															Seed # 3	BRONZE
Plaza Bowl, St. John's																
Jaxon Jennings	162	170	160	150	171	148	149	145	163	187	146	193	135	130	157.79	
Jack Power	145	118	177	153	146	173	232	120	142	168	138	108	145	158	151.64	
TEAM TOTALS:	307	288	337	303	317	321	381	265	305	355	284	301	280	288	309.43	
POINTS/WINS:	0	1	1	1	0	0	1	0	1	1	1	1	1	1	10	
QUEBEC																
Salle de Quilles Anik, Gatineau																
Mathéo Denault-Campbell	151	158	141	114	161	228	191	117	189	189	176	126	112	116	154.93	
Lucas Morin	144	226	149	144	142	146	137	101	129	113	169	193	160	145	149.86	
TEAM TOTALS:	295	384	290	258	303	374	328	218	318	302	345	319	272	261	304.79	
POINTS/WINS:	0	1	1	0	1	1	0	0	1	0	1	1	1	0	8	
SASKATCHEWAN																
Lloyd Bowling Lanes, Lloydminster																
Baron Robson	155	151	120	143	172	157	183	154	119	256	149	128	122	172	155.79	
Hayden Carroll	151	131	156	114	166	166	140	128	211	145	108	108	144	141	143.50	
TEAM TOTALS:	306	282	276	257	338	323	323	282	330	401	257	236	266	313	299.29	
POINTS/WINS:	1	0	0	0	1	0	1	0	1	1	0	0	0	1	6	
MANITOBA																
T-Birds Food Fun Games, Brandon																
Jake Rusnak	145	91	146	116	135	137	135	141	134	160	206	152	123	157	141.29	
Kingston Campbell	168	128	128	155	161	156	186	165	167	94	138	165	107	173	149.36	
TEAM TOTALS:	313	219	274	271	296	293	321	306	301	254	344	317	230	330	290.64	
POINTS/WINS:	1	0	0	0	1	1	0	1	0	0	1	1	0	0	6	
BRITISH COLUMBIA																
Lincoln Lanes, Vernon																
Jonah McMillan	161	107	132	132	140	122	143	134	125	108	142	109	87	160	128.71	
Axl Rachwalski	161	141	141	160	116	121	140	176	120	165	116	112	173	167	143.50	
TEAM TOTALS:	322	248	273	292	256	243	283	310	245	273	258	221	260	327	272.21	
POINTS/WINS:	1	0	0	1	0	0	0	1	0	1	0	0	0	0	4	
NORTHERN ONTARIO																
Mid-Town Bowl, Timmins																
Mathieu Rheume	118	124	159	145	91	116	96	110	98	109	127	132	114	132	119.36	
Landon Lamarche	134	134	114	119	134	131	109	131	133	122	134	78	80	103	118.29	
TEAM TOTALS:	252	258	273	264	225	247	205	241	231	231	261	210	194	235	237.64	
POINTS/WINS:	0	1	0	1	0	0	0	0	0	0	0	0	0	0	2	

STEPLADDER EVENT



2023 FIVEPIN BANTAM GIRLS DOUBLES / DOUBLES FILLES CINQ QUILLES

Game: 1 2 3 4 5 6 7 8 9 10 11 12 13 14 **AVG:**

QUEBEC	Salle de Quilles Masson, Gatineau														Seed # 1	GOLD
Lorie-Ann Aubé	134	197	165	165	140	168	180	133	206	167	153	119	199	109	159.64	
Lyana Brière	123	139	142	142	221	209	172	207	145	173	167	141	212	176	169.21	
TEAM TOTALS:	257	336	307	307	361	377	352	340	351	340	320	260	411	285	328.86	
POINTS/WINS:	0	1	1	1	1	1	1	1	1	0	1	0	1	1	11	

SOUTHERN ONTARIO	Lakeview Bowl, Peterborough														Seed # 3	SILVER
Taylor McCallum	183	158	139	222	126	175	144	111	198	156	192	139	164	163	162.14	
Tatum Hutchinson	134	150	152	172	148	148	154	95	123	142	156	135	151	152	143.71	
TEAM TOTALS:	317	308	291	394	274	323	298	206	321	298	348	274	315	315	305.86	
POINTS/WINS:	0	1	1	1	0	1	0	0	1	1	1	0	1	1	9	

ALBERTA	The Millennium Lanes, Okotoks														Seed # 2	BRONZE
Elizabeth Honish	133	140	161	127	180	199	137	168	187	172	140	157	188	157	160.43	
Elisha Delehay	136	168	139	101	156	178	131	143	139	217	99	168	157	157	149.21	
TEAM TOTALS:	269	308	300	228	336	377	268	311	326	389	239	325	345	314	309.64	
POINTS/WINS:	0	0	1	0	1	1	1	1	1	1	0	1	1	1	10	

BRITISH COLUMBIA	Smithers Bowl, Smithers															
Kalene Pettigrew	167	129	156	127	107	150	139	192	187	165	122	139	129	172	148.64	
Nevaeh Kernel	167	104	160	126	138	163	94	182	160	136	165	102	133	142	140.86	
TEAM TOTALS:	334	233	316	253	245	313	233	374	347	301	287	241	262	314	289.50	
POINTS/WINS:	1	0	1	0	0	1	0	1	1	1	0	0	0	0	6	

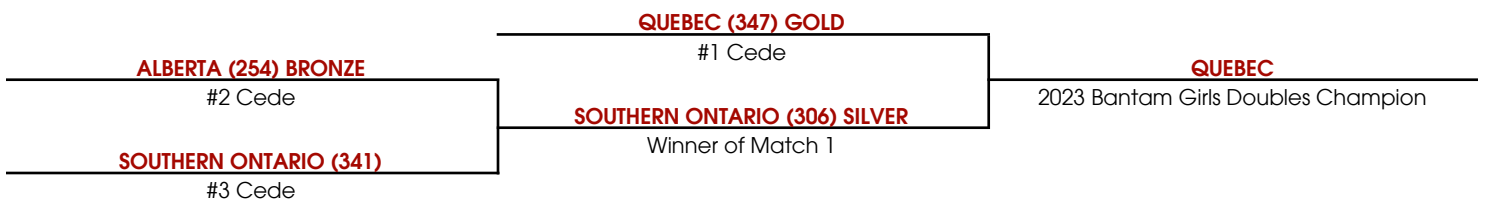
SASKATCHEWAN	Lloyd Bowling Lanes, Lloydminster															
Jaylyn Eford	126	196	151	146	129	102	105	100	111	115	145	145	235	110	136.86	
Nashalia Sinclair	139	135	116	115	118	121	172	161	158	145	165	119	127	148	138.50	
TEAM TOTALS:	265	331	267	261	247	223	277	261	269	260	310	264	362	258	275.36	
POINTS/WINS:	1	1	0	0	1	0	0	0	0	0	1	1	1	0	6	

NEWFOUNDLAND	Centre Bowl, Corner Brook															
Hailey Locke	128	146	101	117	154	89	129	150	110	173	106	108	151	137	128.50	
Brandi Quilty	146	180	139	151	139	143	111	148	150	132	128	103	146	129	138.93	
TEAM TOTALS:	274	326	240	268	293	232	240	298	260	305	234	211	297	266	267.43	
POINTS/WINS:	1	0	0	1	1	0	1	0	0	1	0	1	0	0	6	

NORTHERN ONTARIO	Partners Bowling, North Bay															
Sophie Evans	74	107	75	128	122	119	89	102	80	97	141	92	97	113	102.57	
Adora Keir	159	169	115	156	137	153	143	124	155	161	129	114	152	215	148.71	
TEAM TOTALS:	233	276	190	284	259	272	232	226	235	258	270	206	249	328	251.29	
POINTS/WINS:	1	1	0	1	0	0	0	1	0	0	1	0	0	1	6	

MANITOBA	Dakota Bowling, Winnipeg															
Savannah Sproule	86	98	103	78	101	119	172	101	135	153	121	161	114	123	118.93	
Willow Banman	115	104	145	118	101	106	133	112	127	108	128	142	142	162	124.50	
TEAM TOTALS:	201	202	248	196	202	225	305	213	262	261	249	303	256	285	243.43	
POINTS/WINS:	0	0	0	0	0	0	1	0	0	0	0	1	0	0	2	

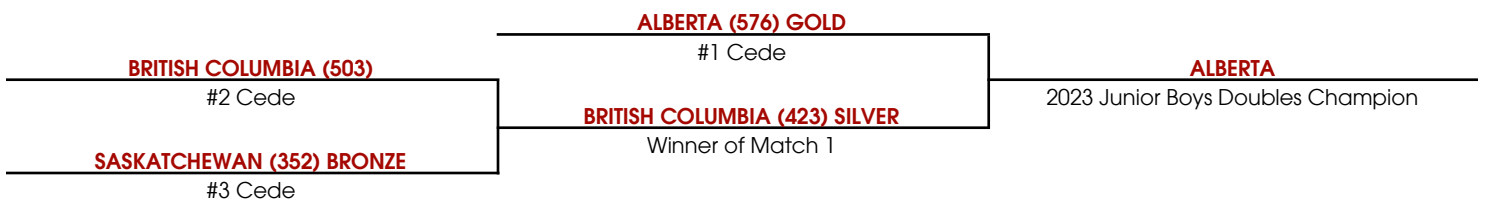
STEPLADDER EVENT



2023 FIVEPIN JUNIOR BOYS DOUBLES / DOUBLES JUNIOR GARÇONS CINQ QUILLES

Game:	1	2	3	4	5	6	7	8	9	10	11	12	13	14	AVG:	
ALBERTA	Toppler Bowl, Calgary														Seed # 1	GOLD
Oliver Eisenbart	258	245	162	271	310	332	216	256	178	242	214	187	239	217	237.64	
Ryan Eisenbart	263	283	243	280	235	234	207	182	182	250	220	245	247	277	239.14	
TEAM TOTALS:	521	528	405	551	545	566	423	438	360	492	434	432	486	494	476.79	
POINTS/WINS:	1	1	1	1	1	1	1	1	0	1	1	1	1	1	13	
BRITISH COLUMBIA	POCO Bowl, Port Coquitlam														Seed # 2	SILVER
Ben Purvis	21000	138	164	187	155	210	209	176	259	194	213	238	200	136	1677.07	
Jacob Dooley	194	237	187	165	171	287	182	245	303	181	229	283	205	218	220.50	
TEAM TOTALS:	21194	375	351	352	326	497	391	421	562	375	442	521	405	354	1897.57	
POINTS/WINS:	0	0	1	1	0	1	0	1	1	1	1	1	0	0	8	
SASKATCHEWAN	Nortown Lanes, Regina														Seed # 3	BRONZE
Haiden Duden	219	196	257	151	205	167	188	232	159	208	193	253	241	157	201.86	
Kaiden Douhaniuk	199	166	180	231	158	180	183	170	214	141	197	163	127	204	179.50	
TEAM TOTALS:	418	362	437	382	363	347	371	402	373	349	390	416	368	361	381.36	
POINTS/WINS:	1	.5	1	.5	1	0	0	0	1	0	1	1	1	0	8	
SOUTHERN ONTARIO	Chatham Bowlerama, Chatham															
Matthew Johnston	205	238	183	272	235	197	164	216	142	313	196	161	222	206	210.71	
Marshall Browning	245	157	247	154	228	233	238	234	192	254	265	178	227	238	220.71	
TEAM TOTALS:	450	395	430	426	463	430	402	450	334	567	461	339	449	444	431.43	
POINTS/WINS:	1	0	0	0	1	0	0	1	0	1	1	0	1	1	7	
MANITOBA	Polo Park Bowling Centre, Winnipeg															
Ethan Blackburn	185	235	209	170	163	178	210	160	208	249	158	189	201	277	199.43	
Michael MacDonald	213	174	173	137	173	142	174	210	172	182	162	178	192	153	173.93	
TEAM TOTALS:	398	409	382	307	336	320	384	370	380	431	320	367	393	430	373.36	
POINTS/WINS:	1	1	1	0	0	0	1	1	0	1	0	0	0	0	6	
NORTHERN ONTARIO	Partners Bowling, North Bay															
Gavin Dewar	194	200	179	184	138	288	194	190	255	171	138	164	243	227	197.50	
Alex Leblond	129	252	186	198	182	234	146	146	170	166	216	138	202	197	183.00	
TEAM TOTALS:	323	452	365	382	320	522	340	336	425	337	354	302	445	424	380.50	
POINTS/WINS:	0	1	0	.5	0	1	0	0	1	0	0	0	1	1	5.5	
QUEBEC	Paris Bowl, Gatineau															
William Chénier	211	177	163	177	282	213	243	242	149	240	226	219	199	193	209.57	
Brandon Charron	201	207	206	166	132	288	210	140	267	196	213	160	165	194	196.07	
TEAM TOTALS:	412	384	369	343	414	501	453	382	416	436	439	379	364	387	405.64	
POINTS/WINS:	0	0	0	0	1	1	1	0	1	0	0	0	0	1	5	
NEWFOUNDLAND	Bruce Arena Bowl, Port Aux Basques															
Caleb Davis	182	216	196	195	218	208	186	196	157	156	135	235	174	150	186.00	
Jake Anderson	191	146	149	214	189	155	166	130	157	173	162	142	148	236	168.43	
TEAM TOTALS:	373	362	345	409	407	363	352	326	314	329	297	377	322	386	354.43	
POINTS/WINS:	0	.5	0	1	0	0	1	0	0	0	0	1	0	0	3.5	

STEPLADDER EVENT



2023 FIVEPIN JUNIOR GIRLS DOUBLES / DOUBLES JUNIOR FILLES CINQ QUILLES

Game: 1 2 3 4 5 6 7 8 9 10 11 12 13 14 **AVG:**

SASKATCHEWAN

Bolorama Lanes, Regina

Seed # 2

GOLD

Taelar Kerr	260	293	221	255	217	258	198	255	213	265	208	239	198	169	232.07
Hailey Bereti	236	170	218	181	223	197	143	177	212	153	180	158	210	184	188.71
TEAM TOTALS:	496	463	439	436	440	455	341	432	425	418	388	397	408	353	420.79
POINTS/WINS:	1	1	0	1	1	1	0	1	1	.5	0	0	1	0	8.5

MANITOBA

Rossmere Lanes, Winnipeg

Seed # 1

SILVER

Vega Johnson	199	203	277	214	148	163	132	197	215	197	196	180	182	202	193.21
Saddie Olson	163	201	258	190	197	214	262	156	208	203	215	190	233	174	204.57
TEAM TOTALS:	362	404	535	404	345	377	394	353	423	400	411	370	415	376	397.79
POINTS/WINS:	1	0	1	1	0	1	1	0	1	0	1	1	1	1	10

QUEBEC

Salon de Quilles Greber, Gatineau

Seed # 3

BRONZE

Kalie Sinnett	178	232	195	147	207	269	173	157	237	210	208	170	202	184	197.79
Rose-Ann Nadeau	186	189	189	242	194	222	248	180	179	197	309	235	193	237	214.29
TEAM TOTALS:	364	421	384	389	401	491	421	337	416	407	517	405	395	421	412.07
POINTS/WINS:	0	1	0	0	1	1	1	0	0	1	1	1	0	1	8

BRITISH COLUMBIA

Grandview Bowling Lanes, Vancouver

Shelby Han	183	172	128	135	177	136	224	163	168	203	165	155	181	165	168.21
Mia Archeck	205	191	174	311	196	164	233	211	200	208	152	181	179	232	202.64
TEAM TOTALS:	388	363	302	446	373	300	457	374	368	411	317	336	360	397	370.86
POINTS/WINS:	1	1	0	1	0	0	1	0	.5	1	0	0	1	1	7.5

SOUTHERN ONTARIO

Marcin Bowl, Point Edward

Kennedy Keating	144	271	301	166	301	205	206	282	191	232	346	255	172	198	233.57
Kailey Milner	228	221	284	239	215	161	185	168	144	186	132	261	183	191	199.86
TEAM TOTALS:	372	492	585	405	516	366	391	450	335	418	478	516	355	389	433.43
POINTS/WINS:	0	1	1	0	1	1	0	1	0	.5	1	0	0	0	6.5

ALBERTA

Sherwood Bowl, Sherwood Park

Peyton Tilden	154	181	111	124	165	163	188	141	234	185	159	229	125	167	166.14
Sadie Pidcock	177	143	259	343	207	187	151	230	162	210	152	306	213	151	206.50
TEAM TOTALS:	331	324	370	467	372	350	339	371	396	395	311	535	338	318	372.64
POINTS/WINS:	1	0	1	1	1	0	0	0	0	0	1	1	0	0	6

NORTHERN ONTARIO

Galaxy Lanes, Thunder Bay

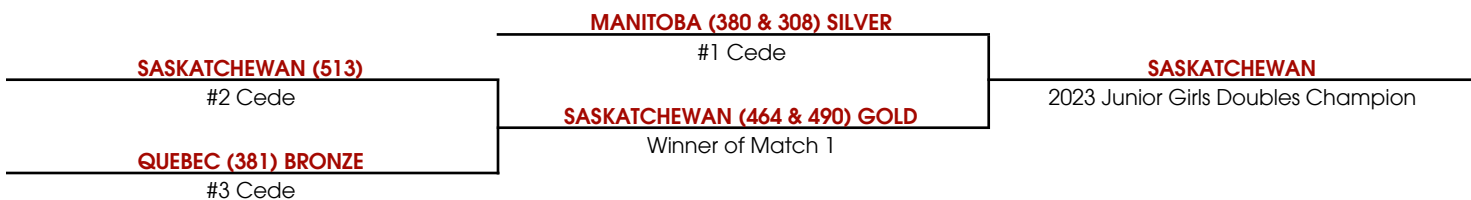
Novalee Meo	145	167	149	179	158	159	172	183	191	250	137	229	218	149	177.57
Kasey Wiltshire	197	135	159	172	215	170	196	179	231	134	137	139	184	215	175.93
TEAM TOTALS:	342	302	308	351	373	329	368	362	422	384	274	368	402	364	353.50
POINTS/WINS:	0	0	0	0	0	0	0	1	1	0	0	1	1	1	5

NEWFOUNDLAND

Plaza Bowl, St. John's

Abigail Johnson	143	148	157	208	222	210	187	138	175	226	188	164	159	142	176.21
Megan Walsh	134	229	235	182	232	190	210	301	193	298	155	190	247	150	210.43
TEAM TOTALS:	277	377	392	390	454	400	397	439	368	524	343	354	406	292	386.64
POINTS/WINS:	0	0	1	0	0	0	1	1	.5	1	0	0	0	0	4.5

STEPLADDER EVENT



2023 FIVEPIN SENIOR BOYS DOUBLES / DOUBLES SENIOR GARÇONS CINQ QUILLES

Game: 1 2 3 4 5 6 7 8 9 10 11 12 13 14 AVG:

MANITOBA	Dakota Bowling, Winnipeg														Seed # 1	GOLD
Will Thompson	148	291	191	250	185	220	256	341	291	336	343	230	253	228	254.50	
Alex Thompson	200	273	243	259	206	187	185	207	230	240	216	225	244	204	222.79	
TEAM TOTALS:	348	564	434	509	391	407	441	548	521	576	559	455	497	432	477.29	
POINTS/WINS:	0	1	1	0	1	1	1	1	1	1	1	1	1	0	11	

SOUTHERN ONTARIO	Towne Bowl, Kitchener														Seed # 3	SILVER
Myles Wallace	241	304	205	230	202	212	304	251	335	212	231	216	233	323	249.93	
Jayron Petrone	204	204	180	203	222	206	201	153	209	266	247	193	189	168	203.21	
TEAM TOTALS:	445	508	385	433	424	418	505	404	544	478	478	409	422	491	453.14	
POINTS/WINS:	1	0	0	1	0	0	1	0	1	1	0	1	0	1	7	

QUEBEC	Salon de Quilles Greber, Gatineau														Seed # 2	BRONZE
Antoine Brunet	246	157	190	253	245	238	241	303	235	181	257	180	257	195	227.00	
Antoine Nadeau	238	247	211	367	269	244	259	301	224	168	198	334	181	272	250.93	
TEAM TOTALS:	484	404	401	620	514	482	500	604	459	349	455	514	438	467	477.93	
POINTS/WINS:	1	1	0	1	1	0	0	1	0	1	1	1	0	1	9	

NEWFOUNDLAND	Plaza Bowl, St. John's															
Nathan Parkinson	307	230	192	279	215	260	220	168	223	235	234	270	193	184	229.29	
Carter Belbin	241	295	206	286	246	260	190	185	252	244	280	188	252	242	240.50	
TEAM TOTALS:	548	525	398	565	461	520	410	353	475	479	514	458	445	426	469.79	
POINTS/WINS:	0	1	0	1	1	1	0	0	0	0	1	1	1	0	7	

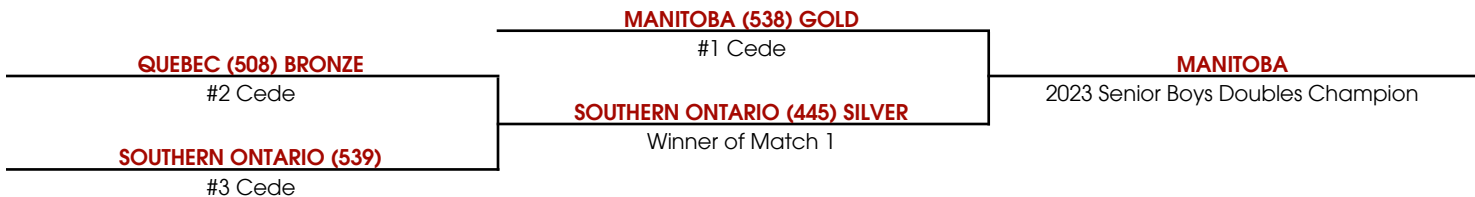
BRITISH COLUMBIA	POCO Bowl, Port Coquitlam															
Trevor Hodgins	204	256	188	253	315	182	312	281	237	179	231	225	267	265	242.50	
Gavin Ng	194	200	286	250	187	185	218	198	239	193	203	201	275	220	217.79	
TEAM TOTALS:	398	456	474	503	502	367	530	479	476	372	434	426	542	485	460.29	
POINTS/WINS:	0	1	1	0	1	0	1	1	1	0	0	0	1	0	7	

NORTHERN ONTARIO	Partners Bowling, North Bay															
James Mantha	183	183	155	168	165	274	226	145	202	185	166	275	375	248	210.71	
Austin Sands	234	165	321	164	198	238	217	202	171	262	169	182	329	196	217.71	
TEAM TOTALS:	417	348	476	332	363	512	443	347	373	447	335	457	704	444	428.43	
POINTS/WINS:	1	0	1	0	0	1	1	0	0	1	0	0	1	1	7	

SASKATCHEWAN	Nortown Lanes, Regina															
Garrett Christensen	234	201	243	222	215	294	195	214	233	192	220	179	223	171	216.86	
Austin Gurski	230	214	198	277	170	239	165	224	235	262	248	302	172	209	224.64	
TEAM TOTALS:	464	415	441	499	385	533	360	438	468	454	468	481	395	380	441.50	
POINTS/WINS:	0	0	1	1	0	1	0	0	1	0	0	0	0	0	4	

ALBERTA	Sherwood Bowl, Sherwood Park															
Ben Hewertson	228	241	244	244	124	192	181	275	183	170	221	208	267	156	209.57	
Matthew Cox	328	155	217	188	159	223	264	245	208	170	255	161	260	294	223.36	
TEAM TOTALS:	556	396	461	432	283	415	445	520	391	340	476	369	527	450	432.93	
POINTS/WINS:	1	0	0	0	0	0	0	1	0	0	1	0	0	1	4	

STEPLADDER EVENT



2023 FIVEPIN SENIOR GIRLS DOUBLES / DOUBLES SENIOR FILLES CINQ QUILLES

Game: 1 2 3 4 5 6 7 8 9 10 11 12 13 14 **AVG:**

ALBERTA	Sherwood Bowl, Sherwood Park	Seed # 1	GOLD												
Madison Jenkins	222	192	198	244	206	224	180	216	246	185	368	194	228	232	223.93
Natalya Langevin	298	235	191	272	233	278	203	234	282	321	239	333	254	203	255.43

TEAM TOTALS:	520	427	389	516	439	502	383	450	528	506	607	527	482	435	479.36
POINTS/WINS:	1	1	0	1	1	1	0	0	1	1	1	1	1	0	10

NEWFOUNDLAND	Centre Bowl, Corner Brook	Seed # 3	SILVER												
Abby Tiller	225	179	240	228	177	243	188	258	233	259	158	207	214	216	216.07
Rebecca Hobbs	213	242	232	210	184	223	122	211	262	170	211	201	180	155	201.14

TEAM TOTALS:	438	421	472	438	361	466	310	469	495	429	369	408	394	371	417.21
POINTS/WINS:	0	0	0	1	0	1	0	1	1	1	0	1	1	0	7

BRITISH COLUMBIA	POCO Bowl, Port Coquitlam	Seed # 2	BRONZE												
Joelene Dooley	291	263	259	239	138	199	224	182	148	216	181	249	214	207	215.00
Emma Parisé	223	184	333	207	239	301	207	292	277	179	201	248	216	207	236.71

TEAM TOTALS:	514	447	592	446	377	500	431	474	425	395	382	497	430	414	451.71
POINTS/WINS:	1	1	1	1	0	1	1	1	0	0	1	1	0	1	10

MANITOBA	St. James Lanes, Winnipeg														
Amy Crockett	239	245	176	187	192	215	218	206	344	195	205	239	200	350	229.36
Gillian LaMonica	298	273	212	229	134	215	236	240	204	212	209	178	177	207	216.00

TEAM TOTALS:	537	518	388	416	326	430	454	446	548	407	414	417	377	557	445.36
POINTS/WINS:	1	1	0	0	0	0	1	1	1	0	1	0	0	1	7

SASKATCHEWAN	Fairhaven Bowl, Saskatoon														
Jayda Weston	213	306	217	188	199	286	153	203	200	298	173	183	205	220	217.43
Cassandra Raschke	286	238	253	287	218	206	153	195	202	156	226	223	172	164	212.79

TEAM TOTALS:	499	544	470	475	417	492	306	398	402	454	399	406	377	384	430.21
POINTS/WINS:	1	1	1	1	1	0	0	0	0	1	0	1	0	0	7

SOUTHERN ONTARIO	NEB's Funworld, Oshawa														
Paige Burchowycz	175	181	219	166	223	159	186	178	190	207	179	168	207	183	187.21
Breanna Sproul	179	310	250	230	186	292	248	232	160	221	279	217	227	220	232.21

TEAM TOTALS:	354	491	469	396	409	451	434	410	350	428	458	385	434	403	419.43
POINTS/WINS:	0	0	0	0	1	1	1	1	0	0	1	0	1	0	6

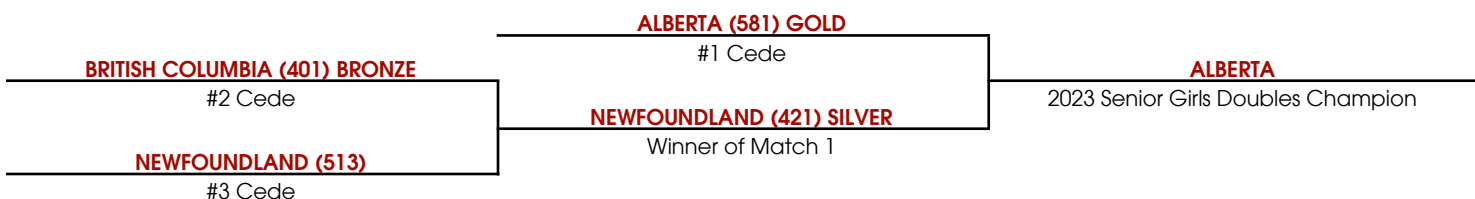
NORTHERN ONTARIO	Mario's Bowl, Thunder Bay														
Isabelle Hayden	195	199	271	153	177	187	224	198	167	205	184	165	189	277	199.36
Megan Godin	193	197	174	201	168	219	172	195	196	219	256	176	197	280	203.07

TEAM TOTALS:	388	396	445	354	345	406	396	393	363	424	440	341	386	557	402.43
POINTS/WINS:	0	0	1	0	0	0	1	0	1	1	0	0	1	1	6

QUEBEC	Salon de Quilles Greber, Gatineau														
Gwen Clement	186	167	217	160	231	234	168	159	199	186	155	159	153	187	182.93
Kathryn Lafortune	201	178	202	197	226	160	183	226	241	178	217	179	207	304	207.07

TEAM TOTALS:	387	345	419	357	457	394	351	385	440	364	372	338	360	491	390.00
POINTS/WINS:	0	0	1	0	1	0	0	0	0	0	0	0	0	1	3

STEPLADDER EVENT



2023 FIVEPIN BOYS TRIOS / TRIOS GARÇONS CINQ QUILLES

Player 1 = Btm. Boy, Player 2 = Jr. Boy, Player 3 = Sr. Boy

	Game:	1	2	3	4	5	6	7	8	9	10	11	AVERAGE	TOTAL POINTS
BRITISH COLUMBIA														GOLD
Luka Archeck	222	161	195	176	147	161	169	167	177			182	175.70	7123
Lukas Rachwalski	259	237	234	269	220	276	370	226	293			243	262.70	
Jayden Allgaier	246	343	259	205	340	295	230	224	257			340	273.90	
TEAM TOTAL SCORE:	727	741	688	650	707	732	769	617	727			765	712.30	
ALBERTA														SILVER
Lucas McDonnell	262	140	167	184	188	157	189	169	138	145			173.90	6812
JD Hyslop	266	196	247	415	209	257	238	276	270	221			259.50	
Marcello Juricic	205	286	216	268	270	228	288	273	223	221			247.80	
TEAM TOTAL SCORE:	733	622	630	867	667	642	715	718	631	587			681.20	
NEWFOUNDLAND														BRONZE
Andrew MacDonald	224	219		159	178	115	185	174	204	162	162		178.20	6641
Owen Williams	187	192		208	215	155	171	245	166	286	433		225.80	
Kyle Slade	287	272		228	215	299	271	335	201	269	224		260.10	
TEAM TOTAL SCORE:	698	683		595	608	569	627	754	571	717	819		664.10	
SOUTHERN ONTARIO														6392
Jean-Sébastien Gorley	212		187	226	153	176	235	206	157	204	214		197.00	
Lucas Kelloway	219		179	228	299	199	200	261	233	286	225		232.90	
Aaron Glover	249		229	243	248	247	178	213	167	256	63		209.30	
TEAM TOTAL SCORE:	680		595	697	700	622	613	680	557	746	502		639.20	
SASKATCHEWAN														6295
Alexander Zellonka	115	170	195		163	155	161	137	217	214	203		173.00	
Keeran Pillai	240	173	182		205	220	232	196	225	176	266		211.50	
Nathan Rauckman	301	200	225		211	228	266	200	264	289	266		245.00	
TEAM TOTAL SCORE:	656	543	602		579	603	659	533	706	679	735		629.50	
QUEBEC														6263
Félix Cousineau	145	151	187	89		163	118	153	131	136	160		143.30	
Mikaël Madore	253	291	238	262		246	212	259	173	200	245		237.90	
Brayden Stephens	197	273	255	255		263	184	227	245	258	294		245.10	
TEAM TOTAL SCORE:	595	715	680	606		672	514	639	549	594	699		626.30	
NORTHERN ONTARIO														6077
Kinsley East		205	156	134	149	184	118	148	166	235	146		164.10	
Ryan Burton		243	231	252	248	221	240	180	238	247	164		226.40	
Tony Crick		190	283	187	228	233	195	229	174	276	177		217.20	
TEAM TOTAL SCORE:		638	670	573	625	638	553	557	578	758	487		607.70	
MANITOBA														6064
Isaac Syslak	147	139	193	159	121	116	129	127		144	121		139.60	
Logan Newton	175	242	224	175	230	168	286	210		293	292		229.50	
Taron Barbour	175	196	186	332	217	288	234	194		282	269		237.30	
TEAM TOTAL SCORE:	497	577	603	666	568	572	649	531		719	682		606.40	
NEW BRUNSWICK														5859
Beckham Levis	134	120	125	130	172		124	169	137	124	162		139.70	
Dillon Guitard	228	193	175	136	231		202	223	218	280	168		205.40	
Jordan Barton	223	199	290	245	293		169	222	286	282	199		240.80	
TEAM TOTAL SCORE:	585	512	590	511	696		495	614	641	686	529		585.90	
PRINCE EDWARD ISLAND														5566
Hudson McCormick	126	169	165	181	96	142	186		111	137	133		144.60	
Chase Cotton	243	148	197	142	275	186	192		171	202	236		199.20	
Jeffrey Ferguson	242	239	218	162	295	155	193		203	206	215		212.80	
TEAM TOTAL SCORE:	611	556	580	485	666	483	571		485	545	584		556.60	
NORTHWEST TERRITORIES														3911
Carter Schaefer	179	148	134	123	139	138		129	184	166	215		155.50	
Grady Stabel	273	211	238	210	175	205		264	225	289	266		235.60	
TEAM TOTAL SCORE:	452	359	372	333	314	343		393	409	455	481		391.10	

2023 FIVEPIN GIRLS TRIOS / TRIOS FILLES CINQ QUILLES

Player 1 = Btm. Girl, Player 2 = Jr. Girl, Player 3 = Sr. Girl

	Game: 1 2 3 4 5 6 7 8 9 10 11											AVERAGE	TOTAL POINTS	
NEWFOUNDLAND														GOLD
Sharla McGuire	163	157		133	149	171	160	152	189	147	201	162.20	6784	
Vanessa Elliott-Lynch	319	219		336	256	201	250	274	251	305	208	261.90		
Amy Harris	215	318		250	248	232	237	184	241	295	323	254.30		
TEAM TOTAL SCORE:	697	694		719	653	604	647	610	681	747	732	678.40		
NORTHERN ONTARIO														SILVER
Heather Parry		152	255	138	144	165	132	172	141	159	205	166.30	6433	
Kayleen Kajorinne		187	216	249	217	159	240	319	218	219	247	227.10		
Jordyn Graham		280	190	196	297	228	229	282	249	287	261	249.90		
TEAM TOTAL SCORE:		619	661	583	658	552	601	773	608	665	713	643.30		
ALBERTA														BRONZE
Lilah LaPierre	207	189	148	159	193	182	164	202	192	201		183.70	6425	
Nataylia Johnson	213	235	165	175	274	192	221	190	208	266		213.90		
Mikayla Sanderson	186	194	261	237	300	239	196	284	315	237		244.90		
TEAM TOTAL SCORE:	606	618	574	571	767	613	581	676	715	704		642.50		
SASKATCHEWAN														6189
Carrington Straza	140	170	164		199	166	158	155	177	125	166	162.00	6189	
Akeira Anseth	273	272	273		248	264	192	199	266	205	265	245.70		
Nicole Kupper	181	167	206		238	192	284	180	231	151	282	211.20		
TEAM TOTAL SCORE:	594	609	643		685	622	634	534	674	481	713	618.90		
SOUTHERN ONTARIO														5872
Peyton Robertson	145		184	164	133	175	206	124	152	182	174	163.90	5872	
Gracie Hagan	198		196	141	168	138	178	233	300	247	146	194.50		
Chloe Russell	216		361	192	211	286	214	179	208	222	199	228.80		
TEAM TOTAL SCORE:	559		741	497	512	599	598	536	660	651	519	587.20		
PRINCE EDWARD ISLAND														5778
KaDee Servos	139	142	120	154	125	125	160		180	107	129	138.10	5778	
Molly Clements	220	263	196	196	283	197	210		186	246	226	222.30		
Shakira Gallant	294	173	210	214	166	147	300		278	192	200	217.40		
TEAM TOTAL SCORE:	653	578	526	564	574	469	670		644	545	555	577.80		
QUEBEC														5640
Zoe Leblanc	156	138	98	122		152	159	177	151	125	167	144.50	5640	
Mégane Parent	209	171	210	181		199	190	192	209	252	161	197.40		
Coralie Martin-Leduc	228	160	232	191		268	226	255	203	261	197	222.10		
TEAM TOTAL SCORE:	593	469	540	494		619	575	624	563	638	525	564.00		
BRITISH COLUMBIA														5618
Kylie Dalin	181	152	118	167	140	107	131	111	148		207	146.20	5618	
Lornita Phillips	184	224	212	162	214	160	165	183	207		290	200.10		
Teya Levasseur	140	232	275	213	190	230	146	236	239		254	215.50		
TEAM TOTAL SCORE:	505	608	605	542	544	497	442	530	594		751	561.80		
NEW BRUNSWICK														5279
Alayna Tracy	155	156	112	224	112		213	152	90	153	186	155.30	5279	
Amie Veinotte	178	192	148	160	243		142	149	194	153	216	177.50		
Faith Mallery	214	160	199	215	220		180	144	217	215	187	195.10		
TEAM TOTAL SCORE:	547	508	459	599	575		535	445	501	521	589	527.90		
MANITOBA														5206
Zoey Craik	175	143	111	133	142	125	128	166		120	139	138.20	5206	
Annabelle Lanthier	146	125	187	217	172	213	146	217		217	131	177.10		
Chloe Fleming	245	199	216	175	208	191	221	136		228	234	205.30		
TEAM TOTAL SCORE:	566	467	514	525	522	529	495	519		565	504	520.60		
NORTHWEST TERRITORIES														2093
Morqan Stabel	271	196	201	153	158	198		206	176	291	243	209.30	2093	
TEAM TOTAL SCORE:	271	196	201	153	158	198		206	176	291	243	209.30		

2023 FIVEPIN BANTAM MIXED TEAMS / ÉQUIPES MIXTES BANTAM CINQ QUILLES

Game:	1	2	3	4	5	6	7	AVERAGE	TOTAL POINTS
QUEBEC									GOLD
Lorie-Ann Aubé	134	197	165	165	140	168	180	164.14	4529
Lyana Brière	123	139	142	142	221	209	172	164.00	
Mathéo Denault-Campbell	151	158	141	114	161	228	191	163.43	
Lucas Morin	144	226	149	144	142	146	137	155.43	
TEAM TOTAL SCORE:	552	720	597	565	664	751	680		
SOUTHERN ONTARIO									SILVER
Taylor McCallum	183	158	139	222	126	175	144	163.86	4507
Tatum Hutchinson	134	150	152	172	148	148	154	151.14	
Wylie Ladouceur	150	118	114	170	182	148	174	150.86	
Mason Torraville	145	182	183	181	171	192	192	178.00	
TEAM TOTAL SCORE:	612	608	588	745	627	663	664		
ALBERTA									BRONZE
Elizabeth Honish	133	140	161	127	180	199	137	153.86	4455
Elisha Delehay	136	168	139	101	156	178	131	144.14	
Lucas Mak	174	140	196	155	141	207	145	165.43	
Ethan Rosborough	217	213	167	161	130	169	154	173.00	
TEAM TOTAL SCORE:	660	661	663	544	607	753	567		
NEWFOUNDLAND									
Hailey Locke	128	146	101	117	154	89	129	123.43	4127
Brandi Quilty	146	180	139	151	139	143	111	144.14	
Jaxon Jennings	162	170	160	150	171	148	149	158.57	
Jack Power	145	118	177	153	146	173	232	163.43	
TEAM TOTAL SCORE:	581	614	577	571	610	553	621		
SASKATCHEWAN									
Jaylyn Elford	126	196	151	146	129	102	105	136.43	3976
Nashalia Sinclair	139	135	116	115	118	121	172	130.86	
Baron Robson	155	151	120	143	172	157	183	154.43	
Hayden Carroll	151	131	156	114	166	166	140	146.29	
TEAM TOTAL SCORE:	571	613	543	518	585	546	600		
BRITISH COLUMBIA									
Katene Pettigrew	167	129	156	127	107	150	139	139.29	3844
Nevaeh Kernel	167	104	160	126	138	163	94	136.00	
Jonah McMillan	161	107	132	132	140	122	143	133.86	
Axl Rachwalski	161	141	141	160	116	121	140	140.00	
TEAM TOTAL SCORE:	656	481	589	545	501	556	516		
MANITOBA									
Savannah Sproule	86	98	103	78	101	119	172	108.14	3566
Willow Banman	115	104	145	118	101	106	133	117.43	
Jake Rusnak	145	91	146	116	135	137	135	129.29	
Kingston Campbell	168	128	128	155	161	156	186	154.57	
TEAM TOTAL SCORE:	514	421	522	467	498	518	626		
NORTHERN ONTARIO									
Sophie Evans	74	107	75	128	122	119	89	102.00	3470
Adora Keir	159	169	115	156	137	153	143	147.43	
Mathieu Rheume	118	124	159	145	91	116	96	121.29	
Landon Lamarche	134	134	114	119	134	131	109	125.00	
TEAM TOTAL SCORE:	485	534	463	548	484	519	437		

2023 FIVEPIN JUNIOR MIXED TEAMS / ÉQUIPES MIXTES JUNIOR CINQ QUILLES

Game:	1	2	3	4	5	6	7	AVERAGE	TOTAL POINTS
SOUTHERN ONTARIO									
Kennedy Keating	144	271	301	166	301	205	206	227.71	GOLD 6123
Kailey Milner	228	221	284	239	215	161	185	219.00	
Matthew Johnston	205	238	183	272	235	197	164	213.43	
Marshall Browning	245	157	247	154	228	233	238	214.57	
TEAM TOTAL SCORE:	822	887	1015	831	979	796	793		
ALBERTA									
Peyton Tilden	154	181	111	124	165	163	188	155.14	SILVER 6092
Sadie Pidcock	177	143	259	343	207	187	151	209.57	
Oliver Eisenbart	258	245	162	271	310	332	216	256.29	
Ryan Eisenbart	263	283	243	280	235	234	207	249.29	
TEAM TOTAL SCORE:	852	852	775	1018	917	916	762		
SASKATCHEWAN									
Taelar Kerr	260	293	221	255	217	258	198	243.14	BRONZE 5750
Hailey Bereti	236	170	218	181	223	197	143	195.43	
Haiden Duden	219	196	257	151	205	167	188	197.57	
Kaiden Douhaniuk	199	166	180	231	158	180	183	185.29	
TEAM TOTAL SCORE:	914	825	876	818	803	802	712		
BRITISH COLUMBIA									
Shelby Han	183	172	128	135	177	136	224	165.00	26115
Mia Archeck	205	191	174	311	196	164	233	210.57	
Ben Purvis	21000	138	164	187	155	210	209	3151.86	
Jacob Dooley	194	237	187	165	171	287	182	203.29	
TEAM TOTAL SCORE:	21582	738	653	798	699	797	848		
QUEBEC									
Katie Sinnett	178	232	195	147	207	269	173	200.14	5747
Rose-Ann Nadeau	186	189	189	242	194	222	248	210.00	
William Chénier	211	177	163	177	282	213	243	209.43	
Brandon Charron	201	207	206	166	132	288	210	201.43	
TEAM TOTAL SCORE:	776	805	753	732	815	992	874		
MANITOBA									
Vega Johnson	199	203	277	214	148	163	132	190.86	5357
Saddie Olson	163	201	258	190	197	214	262	212.14	
Ethan Blackburn	185	235	209	170	163	178	210	192.86	
Michael MacDonald	213	174	173	137	173	142	174	169.43	
TEAM TOTAL SCORE:	760	813	917	711	681	697	778		
NEWFOUNDLAND									
Abigail Johnson	143	148	157	208	222	210	187	182.14	5298
Megan Walsh	134	229	235	182	232	190	210	201.71	
Caleb Davis	182	216	196	195	218	208	186	200.14	
Jake Anderson	191	146	149	214	189	155	166	172.86	
TEAM TOTAL SCORE:	650	739	737	799	861	763	749		
NORTHERN ONTARIO									
Novalee Meo	145	167	149	179	158	159	172	161.29	5077
Kasey Wiltshire	197	135	159	172	215	170	196	177.71	
Gavin Dewar	194	200	179	184	138	288	194	196.71	
Alex Leblond	129	252	186	198	182	234	146	189.57	
TEAM TOTAL SCORE:	665	754	673	733	693	851	708		

2023 FIVEPIN SENIOR MIXED TEAMS / ÉQUIPES MIXTES SENIOR CINQ QUILLES

Game:	1	2	3	4	5	6	7	AVERAGE	TOTAL POINTS
BRITISH COLUMBIA									GOLD
Joelene Dooley	291	263	259	239	138	199	224	230.43	6537
Emma Parisé	223	184	333	207	239	301	207	242.00	
Trevor Hodgins	204	256	188	253	315	182	312	244.29	
Gavin Ng	194	200	286	250	187	185	218	217.14	
TEAM TOTAL SCORE:	912	903	1066	949	879	867	961		
NEWFOUNDLAND									SILVER
Abby Tiller	225	179	240	228	177	243	188	211.43	6333
Rebecca Hobbs	213	242	232	210	184	223	122	203.71	
Nathan Parkinson	307	230	192	279	215	260	220	243.29	
Carter Belbin	241	295	206	286	246	260	190	246.29	
TEAM TOTAL SCORE:	986	946	870	1003	822	986	720		
SASKATCHEWAN									BRONZE
Jayda Weston	213	306	217	188	199	286	153	223.14	6300
Cassandra Raschke	286	238	253	287	218	206	153	234.43	
Garrett Christensen	234	201	243	222	215	294	195	229.14	
Austin Gurski	230	214	198	277	170	239	165	213.29	
TEAM TOTAL SCORE:	963	959	911	974	802	1025	666		
ALBERTA									
Madison Jenkins	222	192	198	244	206	224	180	209.43	6164
Natalya Langevin	298	235	191	272	233	278	203	244.29	
Ben Hewertson	228	241	244	244	124	192	181	207.71	
Matthew Cox	328	155	217	188	159	223	264	219.14	
TEAM TOTAL SCORE:	1076	823	850	948	722	917	828		
MANITOBA									
Amy Crockett	239	245	176	187	192	215	218	210.29	6163
Gillian LaMonica	298	273	212	229	134	215	236	228.14	
Will Thompson	148	291	191	250	185	220	256	220.14	
Alex Thompson	200	273	243	259	206	187	185	221.86	
TEAM TOTAL SCORE:	885	1082	822	925	717	837	895		
SOUTHERN ONTARIO									
Paige Burchowycz	175	181	219	166	223	159	186	187.00	6122
Breanna Sproul	179	310	250	230	186	292	248	242.14	
Myles Wallace	241	304	205	230	202	212	304	242.57	
Jayron Petrone	204	204	180	203	222	206	201	202.86	
TEAM TOTAL SCORE:	799	999	854	829	833	869	939		
QUEBEC									
Gwen Clement	186	167	217	160	231	234	168	194.71	6115
Kathryn Lafortune	201	178	202	197	226	160	183	192.43	
Antoine Brunet	246	157	190	253	245	238	241	224.29	
Antoine Nadeau	238	247	211	367	269	244	259	262.14	
TEAM TOTAL SCORE:	871	749	820	977	971	876	851		
NORTHERN ONTARIO									
Isabelle Hayden	195	199	271	153	177	187	224	200.86	5621
Megan Godin	193	197	174	201	168	219	172	189.14	
James Mantha	183	183	155	168	165	274	226	193.43	
Austin Sands	234	165	321	164	198	238	217	219.57	
TEAM TOTAL SCORE:	805	744	921	686	708	918	839		